

Active and Passive Electronic Components

[About this Journal](#) [Submit a Manuscript](#) [Table of Contents](#)

Journal Menu

- Abstracting and Indexing
- Aims and Scope
- Article Processing Charges
- Articles in Press
- Author Guidelines
- Bibliographic Information
- Contact Information
- Editorial Board
- Editorial Workflow
- Free eTOC Alerts
- Reviewers Acknowledgment
- Subscription Information

- Open Focus Issues
- Focus Issue Guidelines

- Open Special Issues
- Published Special Issues
- Special Issue Guidelines

Active and Passive Electronic Components
Volume 2008 (2008), Article ID 369421, 5 pages
doi: 10.1155/2008/369421

Research Article

Active and Passive Realization of Fractance Device of Order 1/2

B. T. Krishna¹ and K. V. V. S. Reddy²

¹Department of Electronics and Communication Engineering, GITAM University, Visakhapatnam 530045, India

²Department of Electronics and Communication Engineering, Andhra University, Visakhapatna 530003, India

Received 13 November 2007; Accepted 11 April 2008

Academic Editor: Fahrettin Yakuphanoglu

Copyright © 2008 B. T. Krishna and K. V. V. S. Reddy. This is an open access article distributed under the Creative Commons Attribution License, which permits unrestricted use, distribution, and reproduction in any medium, provided the original work is properly cited.

Abstract

Active and passive realization of Fractance device of order 1/2 is presented. The crucial point in the realization of fractance device is finding the rational approximation of its impedance function. In this paper, rational approximation is obtained by using continued fraction expansion. The rational approximation thus obtained is synthesized as a ladder network. The results obtained have shown considerable improvement over the previous techniques.

1. Introduction

A system which is defined by fractional order differential equations is called as Fractional order System [1]. The significant advantage of Fractional order systems compared to integer order systems are that they are characterized by memory. Fractional order systems is characterized by infinite memory, whereas they are finite for integer order systems. Fractance Device, semi-infinite lossy Transmission Line, diffusion of heat into the semi-infinite solid, $PI^{\lambda}D^{\mu}$ controllers, and so forth are some of the examples of fractional order systems [1, 2]. For a semi infinite lossy transmission line current is related to applied voltage as, $I(s) = \sqrt{s}V(s)$. In the case of diffusion of heat into the semi-infinite solid, the temperature at the boundary of the surface is related to half integral of heat. However, in this paper, focus is made only on fractance device and its realization.

Fractance device is an electrical element which exhibits fractional order impedance properties. The Impedance of the fractance device is defined as

$$Z(j\omega) = (j\omega)^{\alpha}, \quad (1)$$

where ω is the angular frequency and α takes the values as $-1, 0, 1$ for capacitance, resistance, and the inductance, respectively [1]. Fractance device finds applications in Robotics, Hard Disk

- Abstract
- Full-Text PDF
- Full-Text HTML
- Linked References
- How to Cite this Article

drives, signal processing circuits, fractional order control, and so forth [2–7]. The following are some of the important points about Fractance device.

- (i) The phase angle is constant with frequency but depends only on the value of fractional order, α . Hence this device is also called as *constant phase angle device* or simply *fractor* [3].
- (ii) Moderate characteristics between inductor, resistor, and capacitor can be obtained using fractance device.
- (iii) By making use of an operational amplifier, a fractional order differentiation and integration can be accomplished easily [2].

Fractance device can be realized as either tree, chain, or a net grid type networks. Different recursive structure realizations were presented in [3, 4]. But, the disadvantage is hardware complexity [3, 4]. The second way of realizing fractance device is synthesizing network from the rational approximation describing its fractional order behavior. So, the key point in the realization of fractance device is finding the rational approximation of the fractional order operator. A rational approximation transfer function is characterized only by poles, whereas irrationality of fractional transfer functions gives a cut on the complex s -plane. Due to the irrationality, the fractional linear oscillations have a finite number of zeros [8]. The continued fractions approximation ignores this feature. So, in this paper, rational approximation for $\sqrt[1]{s}$ is obtained using continued fraction expansion. Fractance device of order $1/2$ is defined by the following volt-ampere characteristic:

$$Z(s) \approx \sqrt{\frac{R}{sC}} \approx \frac{k_0}{\sqrt{s}}, \quad (2)$$

where $k_0 = \sqrt{R/C}$. By making use of well known Regular Newton Process, Carlson and Halijak [6] have obtained rational approximation of $1/\sqrt{s}$ as

$$H(s) = \frac{s^4 + 36s^3 + 126s^2 + 84s + 9}{9s^4 + 84s^3 + 126s^2 + 36s + 1}. \quad (3)$$

In [7], by approximating an irrational function with rational one, and fitting the original function in a set of logarithmically spaced points, Mastuda has obtained rational approximation of $1/\sqrt{s}$ as,

$$H(s) = \frac{0.08549s^4 + 4.877s^3 + 20.84s^2 + 12.995s + 1}{s^4 + 13s^3 + 20.84s^2 + 4.876s + 0.08551}. \quad (4)$$

Oustaloup [2] has approximated the fractional differentiator operator s^α by a rational function and derived the following approximations:

$$\begin{aligned} \frac{1}{\sqrt{s}} &= \frac{s^5 + 74.97s^4 + 768.5s^3 + 1218s^2 + 298.5s + 10}{10s^5 + 298.5s^4 + 1218s^3 + 768.5s^2 + 74.97s + 1}, \\ \sqrt{s} &= \frac{10s^5 + 298.5s^4 + 1218s^3 + 768.5s^2 + 74.97s + 1}{s^5 + 74.97s^4 + 768.5s^3 + 1218s^2 + 298.5s + 10}. \end{aligned} \quad (5)$$

In this paper, a rational approximation for $\sqrt[1]{s}$ is obtained using continued fraction expansion. The rational approximation thus obtained is synthesized. In Section 2, realization of fractance device is presented. Numerical Simulations are presented in Section 3. Finally, Conclusions were drawn in section 4.

2. Realization

We have the continued fraction expansion for $(1+x)^\alpha$ as [9]

$$(1+x)^\alpha = \frac{1}{1-} \frac{\alpha x}{1+} \frac{(1+\alpha)x}{2+} \frac{(1-\alpha)x}{3+} \frac{(2+\alpha)x}{2+} \frac{(2-\alpha)x}{5+} \dots \quad (6)$$

The above continued fraction expansion converges in the finite complex s -plane, along the negative real axis from $x = -\infty$ to $x = -1$. Substituting $x = s - 1$ and taking number of terms of (6), the calculated rational approximations for $\sqrt[1]{s}$ are presented in Table 1. In order to get the rational approximation of $1/\sqrt[1]{s}$, the expressions has to be simply reversed.

Order	Approximation	Approximation
1	$\frac{1}{\sqrt{s}}$	$\frac{1}{s}$
2	$\frac{1}{\sqrt{s}}$	$\frac{1}{s^2 + 1}$
3	$\frac{1}{\sqrt{s}}$	$\frac{1}{s^3 + 3s}$
4	$\frac{1}{\sqrt{s}}$	$\frac{1}{s^4 + 6s^2 + 3}$
5	$\frac{1}{\sqrt{s}}$	$\frac{1}{s^5 + 10s^3 + 5s}$
6	$\frac{1}{\sqrt{s}}$	$\frac{1}{s^6 + 15s^4 + 10s^2 + 1}$
7	$\frac{1}{\sqrt{s}}$	$\frac{1}{s^7 + 21s^5 + 14s^3 + 3s}$
8	$\frac{1}{\sqrt{s}}$	$\frac{1}{s^8 + 28s^6 + 21s^4 + 7s^2 + 1}$
9	$\frac{1}{\sqrt{s}}$	$\frac{1}{s^9 + 36s^7 + 28s^5 + 12s^3 + 3s}$
10	$\frac{1}{\sqrt{s}}$	$\frac{1}{s^{10} + 45s^8 + 36s^6 + 15s^4 + 3s^2 + 1}$

Table 1: Rational approximations for \sqrt{s} .

Figures 1(a) and 1(b) compare the magnitude and phase responses of the rational approximations with the ideal one. It is observed from Figures 1 and 2 that fifth-order rational approximation is best fit to ideal response up to certain range of frequencies. So,

$$\sqrt{s} = \frac{11s^5 + 165s^4 + 462s^3 + 330s^2 + 55s + 1}{s^5 + 55s^4 + 330s^3 + 462s^2 + 165s + 11}, \quad (7)$$

$$\frac{1}{\sqrt{s}} = \frac{s^5 + 55s^4 + 330s^3 + 462s^2 + 165s + 11}{11s^5 + 165s^4 + 462s^3 + 330s^2 + 55s + 1}.$$




Figure 1: Comparison of magnitude and phase responses of rational approximation functions with ideal \sqrt{s} .




Figure 2: Pole-zero plot of \sqrt{s} .

In order to check for the stability of the obtained rational approximations, pole-zero plot is drawn and are shown in Figures 2 and 3.




Figure 3: Pole-zero plot of $1/\sqrt{s}$.

From Figures 2 and 3, it is evident that pole and zeros interlace on negative real axis making the system as stable one. So, the obtained rational approximation can be synthesized using RC or RL elements [10]. The realized active and networks are shown in Figures 5 and 4, respectively.



Figure 4: Passive realization of the fractance device.

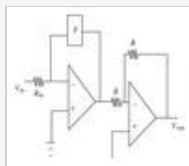


Figure 5: Active realization of the fractance device.

3. Results

The following plots from Figures 6–11 compare the magnitude and phase responses for $s^{1/2}$ and $s^{-1/2}$ obtained using Oustaloup method and the proposed method.

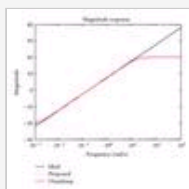


Figure 6: Magnitude response of \sqrt{s} .




Figure 7: Phase response of \sqrt{s} .




Figure 8: Error plot of \sqrt{s} .




Figure 9: Magnitude response of $1/\sqrt{s}$.




Figure 10: Phase response of $1/\sqrt{s}$.




Figure 11: Error plot of $1/\sqrt{s}$.

4. Conclusions

Realization of fractance device of order $1/2$ using continued fraction expansion is presented. From the results, it can be observed that the magnitude and phase responses have shown considerable improvement than compared to Oustaloup method. The percent relative error is almost zero for larger range of frequencies using proposed method. So, the proposed method can be used effectively for the realization like fractance device, fractional order differentiators, fractional order integrators, and so forth.

References

1. K. B. Oldham and J. Spanier, *The Fractional Calculus*, Academic Press, New York, NY, USA, 1974.
2. I. Podlubny, I. Petráš, B. M. Vinagre, P. O'leary, and L. Dorčák, "Analogue realizations of fractional-order controllers," *Nonlinear Dynamics*, vol. 29, no. 1–4, pp. 281–296, 2002.
3. K. Sorimachi and M. Nakagawa, "Basic characteristics of a fractance device," *IEICE Transactions Fundamentals*, vol. 6, no. 12, pp. 1814–1818, 1998.
4. Y. Pu, X. Yuan, K. Liao, et al., "Structuring analog fractance circuit for $1/2$ order fractional calculus," in *Proceedings of the 6th International Conference on ASIC (ASICON '05)*, vol. 2, pp. 1136–1139, Shanghai, China, October 2005.

5. I. Podlubny, "Fractional-order systems and fractional-order controllers," Slovak Academy of Sciences, Kosice, Slovakia, 1994.
6. G. E. Carlson and C. A. Halijak, "Approximation of fractional capacitors $(1/s)(1/n)$ by a regular Newton process," *IEEE Transactions on Circuit Theory*, vol. 11, no. 2, pp. 210–213, 1964.
7. K. Matsuda and H. Fujii, " H_∞ optimized wave-absorbing control: analytical and experimental results," *Journal of Guidance, Control, and Dynamics*, vol. 16, no. 6, pp. 1146–1153, 1993.
8. A. A. Stanislavsky, "Twist of fractional oscillations," *Physica A*, vol. 354, pp. 101–110, 2005.
9. A. N. Khovanskii, *The Application of Continued Fractions and Their Generalizations to Problems in Approximation Theory*, P. Noordhoff, Groningen, The Netherlands, 1963.
10. M. E. Van Valkenburg, *Introduction to Modern Network Synthesis*, John Wiley & Sons, New York, NY, USA, 1960.