

Leber遗传性视神经病变研究进展和挑战

张阿梅, 姚永刚

中国科学院昆明动物研究所, 动物模型和人类疾病机理重点实验室, 昆明 650223

ZHANG A-Mei, YAO Yong-Gang

Key Laboratory of Animal Models and Human Disease Mechanisms of Chinese Academy of Sciences & Yunnan Province, Kunming Institute of Zoology, Kunming 650223, China

- 摘要
- 参考文献
- 相关文章

Download: PDF (438KB) HTML (1KB) Export: BibTeX or EndNote (RIS) Supplementary data

摘要 Leber遗传性视神经病变(Leber hereditary optic neuropathy, LHON; MIM535000)是最典型的线粒体遗传病之一, 主要由线粒体DNA (Mitochondrial DNA, mtDNA)3个原发突变(Primary mutation, m.11778G>A、m.3460G>A和m.14484T>C)引起。患者表现为无痛性双侧视力下降或丧失, 主要易感人群为青壮年男性。不完全外显(Incomplete penetrance)和性别偏好(Gender bias)是该病亟待解决的两大难题, 目前尚无有效的预防及治疗措施。文章对近年来LHON的分子发病机制、临床症状及特点、体外实验和动物模型研究、预防及治疗等方面的研究进展进行综述, 并集中介绍了我们近期对于我国LHON患者的研究结果。

关键词: LHON 线粒体DNA 核基因 功能验证

Abstract: Leber hereditary optic neuropathy (LHON; MIM 535000) is one of the most common mitochondrial diseases, with a clinical manifestation of painless, acute or sub-acute bilateral visual loss in young adults leading to blindness and central scotoma. Over 95% of LHON patients were caused by one of three primary mtDNA mutations (m.11778G>A, m.3460G>A and m.14484T>C). Incomplete penetrance and gender bias are two riddles of this disease. Here we summarized recent research progress of LHON, with a focus on the molecular pathogenic mechanisms, clinical features, in vitro experiments and animal models, and prevention and treatment of LHON. In particular, we presented the main findings and challenges in our recent efforts to decipher genetic susceptibility and mechanism of LHON in Chinese patients.

Keywords: LHON, mtDNA, nuclear genes, functional assay

收稿日期: 2012-08-24; 出版日期: 2013-02-25

基金资助:

国家自然科学基金项目(编号: 30925021)和云南省高端科技人才项目(编号: 2009CI119)资助

通讯作者 姚永刚 Email: yaoyg@mail.kiz.ac.cn




引用本文:

张阿梅 姚永刚. Leber遗传性视神经病变研究进展和挑战. 遗传, 2013, 35(2): 123-135.

ZHANG A-Mei YAO Yong-Gang. Research progress of Leber hereditary optic neuropathy. HEREDITAS, 2013, V35(2): 123-135.

链接本文:

http://www.chinagene.cn/Jwk_yc/CN/10.3724/SP.J.1005.2013.00123 或 http://www.chinagene.cn/Jwk_yc/CN/Y2013/V35/I2/123

- [1] Man PYW, Turnbull DM, Chinnery PF. Leber hereditary optic neuropathy. *J Med Genet*, 2002, 39(3): 162-169. 
- [2] Carelli V, Ross-Cisneros FN, Sadun AA. Mitochondrial dysfunction as a cause of optic neuropathies. *Prog Retin Eye Res*, 2004, 23(1): 53-89. 
- [3] Yen MY, Wang AG, Wei YH. Leber's hereditary optic neuropathy: a multifactorial disease. *Prog Retin Eye Res*, 2006, 25(4): 381-396. 
- [4] Yu-Wai-Man P, Griffiths PG, Hudson G, Chinnery PF. Inherited mitochondrial optic neuropathies. *J Med Genet*, 2009, 46(3): 145-158.
- [5] Erickson RP. Leber's optic atrophy, a possible example of maternal inheritance. *Am J Hum Genet*, 1972, 24(3): 348-349.
- [6] Wallace DC, Singh G, Lott MT, Hodge JA, Schurr TG, Lezza AM, Elsas LJ 2nd, Nikoskelainen EK. Mitochondrial DNA mutation associated with Leber's hereditary optic neuropathy. *Science*, 1988, 242(4884): 1427-1430.
- [7] Mackey D, Howell N. A variant of Leber hereditary optic neuropathy characterized by recovery of vision and by an unusual mitochondrial

Service

- ▶ 把本文推荐给朋友
- ▶ 加入我的书架
- ▶ 加入引用管理器
- ▶ Email Alert
- ▶ RSS















作者相关文章

- ▶ 张阿梅
- ▶ 姚永刚

genetic etiology. *Am J Hum Genet*, 1992, 51(6): 1218-1228. [crossref](#)

- [8] Huoponen K, Viikki J, Aula P, Nikoskelainen EK, Savontaus ML. A new mtDNA mutation associated with Leber hereditary optic neuroretinopathy. *Am J Hum Genet*, 1991, 48(6): 1147-1153.
- [9] Howell N, Bindoff LA, McCullough DA, Kubacka I, Poulton J, Mackey D, Taylor L, Turnbull DM. Leber hereditary optic neuropathy: identification of the same mitochondrial ND1 mutation in six pedigrees. *Am J Hum Genet*, 1991, 49(5): 939-950.
- [10] 张志平, 张丽珊, 黄鹰, 王世浚, 李方园, 童绎, 高静娟, 朱斌. Leber氏病的mtDNA突变. *遗传*, 1992, 14(2): 21-23. [浏览](#)
- [11] 冯雪梅, 高殿文, 张巍. 散发性Leber遗传性视神经病的基因诊断. *遗传*, 2000, 22(1): 19-20. [浏览](#)
- [12] 林玲, 陈贻楷, 童绎, 郑志斌, 林建银, 朱进伟. Leber遗传性视神经病变家系的线粒体基因突变分析. *遗传*, 2003, 25(3): 267-270. [浏览](#)
- [13] 刘燕, 庄淑流, 童绎, 瞿佳, 周翔天, 赵福新, 张娟娟, 张永梅, 章豫, 管敏鑫. 线粒体ND1基因T3866C突变可能是Leber's遗传性视神经病和四肢畸形跛行相关的突变. *遗传*, 2010, 32(2): 141-147. [浏览](#)
- [14] 郭向明, 贾小云, 肖学珊, 郭莉, 黎仕强, 张清炯. 中国人Leber遗传性视神经病变线粒体DNA突变频谱. *中华眼底病杂志*, 2003, 19(5): 288-291.
- [15] Seedorff T. The inheritance of Leber's disease. A genealogical follow-up study. *Acta Ophthalmol (Copenh)*, 1985, 63(2): 135-145.
- [16] Harding AE, Sweeney MG, Govan GG, Riordan-Eva P. Pedigree analysis in Leber hereditary optic neuropathy families with a pathogenic mtDNA mutation. *Am J Hum Genet*, 1995, 57(1): 77-86.
- [17] Riordan-Eva PHarding AE. Leber's hereditary optic neuropathy: the clinical relevance of different mitochondrial DNA mutations. *J Med Genet*, 1995, 32(2): 81-87. [crossref](#)
- [18] Nikoskelainen EK, Huoponen K, Juvonen V, Lamminen T, Nummelin K, Savontaus ML. Ophthalmologic findings in Leber hereditary optic neuropathy, with special reference to mtDNA mutations. *Ophthalmology*, 1996, 103(3): 504-514.
- [19] La Morgia C, Achilli A, Iommarini L, Barboni P, Pala M, Olivieri A, Zanna C, Vidoni S, Tonon C, Lodi R, Vetrugno R, Mostacci B, Liguori R, Carroccia R, Montagna P, Rugolo M, Torroni A, Carelli V. Rare mtDNA variants in Leber hereditary optic neuropathy families with recurrence of myoclonus. *Neurology*, 2008, 70(10): 762-770. [crossref](#)
- [20] Jaros E, Mahad DJ, Hudson G, Birchall D, Sawcer SJ, Griffiths PG, Sunter J, Compston DA, Perry RH, Chinnery PF. Primary spinal cord neurodegeneration in Leber hereditary optic neuropathy. *Neurology*, 2007, 69(2): 214-216. [crossref](#)
- [21] Sorajja P, Sweeney MG, Chalmers R, Sachdev B, Syrris P, Hanna M, Wood ND, McKenna WJ, Elliott PM. Cardiac abnormalities in patients with Leber's hereditary optic neuropathy. *Heart*, 2003, 89(7): 791-792.
- [22] Ferré M, Bonneau D, Milea D, Chevrollier A, Verny C, Dollfus H, Ayuso C, Defoort S, Vignal C, Zanlonghi X, Charlin JF, Kaplan J, Odent S, Hamel CP, Procaccio V, Reynier P, Amati-Bonneau P. Molecular screening of 980 cases of suspected hereditary optic neuropathy with a report on 77 novel OPA1 mutations. *Hum Mutat*, 2009, 30(7): E692-E705.
- [23] Jia XY, Li SQ, Xiao XS, Guo XM, Zhang QJ. Molecular epidemiology of mtDNA mutations in 903 Chinese families suspected with Leber hereditary optic neuropathy. *J Hum Genet*, 2006, 51(10): 851-856. [crossref](#)
- [24] Mashima Y, Kigasawa K, Wakakura M, Oguchi Y. Do idebenone and vitamin therapy shorten the time to achieve visual recovery in Leber hereditary optic neuropathy? *J Neuroophthalmol*, 2000, 20(3): 166-170.
- [25] Stone EM, Newman NJ, Miller NR, Johns DR, Lott MT, Wallace DC. Visual recovery in patients with Leber's hereditary optic neuropathy and the 11778 mutation. *J Clin Neuroophthalmol*, 1992, 12(1): 10-14.
- [26] Chinnery PF, Johnson MA, Wardell TM, Singh-Kler R, Hayes C, Brown DT, Taylor RW, Bindoff LA, Turnbull DM. The epidemiology of pathogenic mitochondrial DNA mutations. *Ann Neurol*, 2000, 48(2): 188-193. 3.0.CO;2-P target="_blank"> [crossref](#)
- [27] Man PYW, Griffiths PG, Brown DT, Howell N, Turnbull DM, Chinnery PF. The epidemiology of Leber hereditary optic neuropathy in the North East of England. *Am J Hum Genet*, 2003, 72(2): 333-339. [crossref](#)
- [28] Spruijt L, Kolbach DN, de Coo RF, Plomp AS, Bauer NJ, Smeets HJ, de Die-Smulders CE. Influence of mutation type on clinical expression of Leber hereditary optic neuropathy. *Am J Ophthalmol*, 2006, 141(4): 676-682. [crossref](#)
- [29] Puomila A, Hamalainen P, Kivioja S, Savontaus ML, Koivumaki S, Huoponen K, Nikoskelainen E. Epidemiology and penetrance of Leber hereditary optic neuropathy in Finland. *Eur J Hum Genet*, 2007, 15(10): 1079-1089. [crossref](#)
- [30] Elliott HR, Samuels DC, Eden JA, Relton CL, Chinnery PF. Pathogenic mitochondrial DNA mutations are common in the general population. *Am J Hum Genet*, 2008, 83(2): 254-260. [crossref](#)
- [31] Bi R, Zhang AM, Yu D, Chen D, Yao YG. Screening the three LHON primary mutations in the general Chinese population by using an optimized multiplex allele-specific PCR. *Clin Chim Acta*, 2010, 411(21-22): 1671-1674. [crossref](#)
- [32] Hudson G, Carelli V, Spruijt L, Gerards M, Mowbray C, Achilli A, Pyle A, Elson J, Howell N, La Morgia C, Valentino ML, Huoponen K, Savontaus ML, Nikoskelainen E, Sadun AA, Salomao SR, Belfort R Jr, Griffiths P, Man PY, de Coo RF, Horvath R, Zeviani M, Smeets HJ, Torroni A, Chinnery PF. Clinical expression of Leber hereditary optic neuropathy is affected by the mitochondrial DNA-haplogroup background. *Am J Hum Genet*, 2007, 81(2): 228-233. [crossref](#)
- [33] Yu DD, Jia XY, Zhang AM, Li SQ, Zou Y, Zhang QJ, Yao YG. Mitochondrial DNA sequence variation and haplogroup distribution in Chinese patients with LHON and m. 14484T>C. *PLoS ONE*, 2010, 5(10): e13426. [crossref](#)
- [34] Yu D, Jia X, Zhang AM, Guo X, Zhang YP, Zhang Q, Yao YG. Molecular characterization of six Chinese families with m. 3460G>A and Leber

hereditary optic neuropathy. *Neurogenetics*, 2010, 11(3): 349-356.

- [35] Ji Y, Zhang AM, Jia X, Zhang YP, Xiao X, Li S, Guo X, Bandelt HJ, Zhang Q, Yao YG. Mitochondrial DNA haplogroups M7b1'2 and M8a affect clinical expression of leber hereditary optic neuropathy in Chinese families with the m. 11778G>A mutation. *Am J Hum Genet*, 2008, 83(6): 760-768. 
- [36] Macmillan C, Kirkham T, Fu K, Allison V, Andermann E, Chitayat D, Fortier D, Gans M, Hare H, Quercia N, Zackon D, Shoubridge EA. Pedigree analysis of French Canadian families with T14484C Leber's hereditary optic neuropathy. *Neurology*, 1998, 50(2): 417-422. 
- [37] Macmillan C, Johns TA, Fu K, Shoubridge EA. Predominance of the T14484C mutation in French-Canadian families with Leber hereditary optic neuropathy is due to a founder effect. *Am J Hum Genet*, 2000, 66(1): 332-335. 
- [38] Bandelt HJ, Salas A, Taylor RW, Yao YG. Exaggerated status of "novel" and "pathogenic" mtDNA sequence variants due to inadequate database searches. *Hum Mutat*, 2009, 30(2): 191-196. 
- [39] Zhang AM, Jia X, Guo X, Zhang Q, Yao YG. Mitochondrial DNA mutation m. 3635G>A may be associated with Leber hereditary optic neuropathy in Chinese. *Biochem Biophys Res Commun*, 2009, 386(2): 392-395.
- [40] Brown MD, Zhadanov S, Allen JC, Hosseini S, Newman NJ, Atamonov VV, Mikhailovskaya IE, Sukernik RI, Wallace DC. Novel mtDNA mutations and oxidative phosphorylation dysfunction in Russian LHON families. *Hum Genet*, 2001, 109(1): 33-39. 
- [41] Yang JH, Zhu YH, Tong Y, Chen L, Liu LJ, Zhang ZQ, Wang XY, Huang DG, Qiu WT, Zhuang SL, Ma X. Confirmation of the mitochondrial *ND1* gene mutation G3635A as a primary LHON mutation. *Biochem Biophys Res Commun*, 2009, 386(1): 50-54. 
- [42] Jia X, Li S, Wang P, Guo X, Zhang Q. mtDNA m. 3635G> A may be classified as a common primary mutation for Leber hereditary optic neuropathy in the Chinese population. *Biochem Biophys Res Commun*, 2010, 403(2): 237-241.
- [43] Bi R, Zhang AM, Jia X, Zhang Q, Yao YG. Complete mtDNA genome sequence variation of Chinese families with mutation m. 3635G>A and LHON. *Mol Vis*, 2012, 18: 3087-3094. 
- [44] Yang JH, Zhu YH, Tong Y, Zhang ZQ, Chen L, Chen SJ, Cao ZF, Liu CM, Xu JH, Ma X. The novel G10680A mutation is associated with complete penetrance of the LHON/T14484C family.
- [45] *em>Mitochondrion*, 2009, 9(4): 273-278. 
- [46] Zou Y, Jia XY, Zhang AM, Wang WZ, Li SQ, Guo XM, Kong QP, Zhang QJ, Yao YG. The *MT-ND1* and *MT-ND5* genes are mutational hotspots for Chinese families with clinical features of LHON but lacking the three primary mutations. *Biochem Biophys Res Commun*, 2010, 399(2): 179-185. 
- [47] Zhang AM, Jia X, Guo X, Zhang Q, Yao YG. Mitochondrial DNA mutation m. 10680G>A is associated with Leber hereditary optic neuropathy in Chinese patients. *J Transl Med*, 2012, 10(1): 43. 
- [48] 冀延春, 刘晓玲, 赵福新, 张娟娟, 章豫, 周翔天, 瞿佳, 管敏鑫. 线粒体T12338C突变可能是与Leber遗传性视神经病变相关的突变位点. *遗传*, 2011, 33(4): 322-328. [浏览](#)
- [49] Kong QP, Bandelt HJ, Sun C, Yao YG, Salas A, Achilli A, Wang CY, Zhong L, Zhu CL, Wu SF, Torroni A, Zhang YP. Updating the East Asian mtDNA phylogeny: a prerequisite for the identification of pathogenic mutations *Hum Mol Genet*, 2006, 15(13): 2076-2086.
- [50] Bi R, Zhang AM, Yao YG. Leber's hereditary optic neuropathy. *Ophthalmology*, 2011, 118(7): 1489-1489.e1.
- [51] DiMauro SSchon EA. Mitochondrial respiratory-chain diseases. *N Engl J Med*, 2003, 348(26): 2656-2668. 
- [52] Chinnery PF, Andrews RM, Turnbull DM, Howell NN. Leber hereditary optic neuropathy: Does heteroplasmy influence the inheritance and expression of the G11778A mitochondrial DNA mutation? *Am J Med Genet*, 2001, 98(3): 235-243.
- [53] Jacobi FK, Leo-Kottler B, Mittelviefhaus K, Zrenner E, Meyer J, Pusch CM, Wissinger B. Segregation patterns and heteroplasmy prevalence in Leber's hereditary optic neuropathy. *Invest Ophthalmol Vis Sci*, 2001, 42(6): 1208-1214.
- [54] Black GC, Morten K, Laborde A, Poulton J. Leber's hereditary optic neuropathy: heteroplasmy is likely to be significant in the expression of LHON in families with the 3460 ND1 mutation. *Br J Ophthalmol*, 1996, 80(10): 915-917. 
- [55] Zhang AM, Jia XY, Bi R, Salas A, Li SQ, Xiao XS, Wang PF, Guo XM, Kong QP, Zhang QJ, Yao YG. Mitochondrial DNA haplogroup background affects LHON, but not suspected LHON, in Chinese patients. *PLoS ONE*, 2011, 6(11): e27750.
- [56] Huoponen K, Lamminen T, Juvonen V, Aula P, Nikoskelainen E, Savontaus ML. The spectrum of mitochondrial DNA mutations in families with Leber hereditary optic neuroretinopathy. *Hum Genet*, 1993, 92(4): 379-384. 
- [57] Zhang AM, Bandelt HJ, Jia X, Zhang W, Li S, Yu D, Wang D, Zhuang XY, Zhang Q, Yao YG. Is mitochondrial tRNA (phe) variant m. 593T>C a synergistically pathogenic mutation in Chinese LHON families with m. 11778G>A? *PLoS ONE*, 2011, 6(10): e26511.
- [58] Brown MD, Allen JC, Van Stavern GP, Newman NJ, Wallace DC. Clinical, genetic, and biochemical characterization of a Leber hereditary optic neuropathy family containing both the 11778 and 14484 primary mutations. *Am J Med Genet*, 2001, 104(4): 331-338.
- [59] Tonska K, Kurzawa M, Ambroziak AM, Korwin-Rujna M, Szaflik JP, Grabowska E, Szaflik J, Bartnik E. A family with 3460G>A and 11778G>A mutations and haplogroup analysis of Polish Leber hereditary optic neuropathy patients. *Mitochondrion*, 2008, 8(5-6): 383-388. 
- [60] Mimaki M, Ikota A, Sato A, Komaki H, Akanuma J, Nonaka I, Goto YI. A double mutation (G11778A and G12192A) in mitochondrial DNA associated with Leber's hereditary optic neuropathy and cardiomyopathy. *J Hum Genet*, 2003, 48(1): 47-50. 

- [61] Zhang AM, Jia XJ, Yao YG, Zhang QJ. Co-occurrence of A1555G and G11778A in a Chinese family with high penetrance of Leber's hereditary optic neuropathy. *Biochem Biophys Res Commun*, 2008, 376(1): 221-224. [crossref](#)
- [62] Brown MD, Voljavec AS, Lott MT, Torroni A, Yang CC, Wallace DC. Mitochondrial DNA complex I and III mutations associated with Leber's hereditary optic neuropathy. *Genetics*, 1992, 130(1): 163-173.
- [63] Torroni A, Petrozzi M, D'Urbano L, Sellitto D, Zeviani M, Carrara F, Carducci C, Leuzzi V, Carelli V, Barboni P, De Negri A, Scozzari R. Haplotype and phylogenetic analyses suggest that one European-specific mtDNA background plays a role in the expression of Leber hereditary optic neuropathy by increasing the penetrance of the primary mutations 11778 and 14484. *Am J Hum Genet*, 1997, 60(5): 1107-1121.
- [64] Shafa Shariat Panahi M, Houshmand M, Tabassi AR. Mitochondrial D-loop variation in leber hereditary neuropathy patients harboring primary G11778A, G3460A, T14484C mutations: J and W haplogroups as high-risk factors. *Arch Med Res*, 2006, 37(8): 1028-1033. [crossref](#)
- [65] Li RH, Qu J, Zhou XT, Tong Y, Hu YW, Qian YP, Lu F, Mo JQ, West CE, Guan MX. The mitochondrial tRNA^{Thr} A15951G mutation may influence the phenotypic expression of the LHON-associated ND4 G11778A mutation in a Chinese family. *Gene*, 2006, 376(1): 79-86.
- [66] Qian YP, Zhou XT, Hu YW, Tong Y, Li RH, Lu F, Yang HM, Mo JQ, Qu J, Guan MX. Clinical evaluation and mitochondrial DNA sequence analysis in three Chinese families with Leber's hereditary optic neuropathy. *Biochem Biophys Res Commun*, 2005, 332(2): 614-621. [crossref](#)
- [67] Qu J, Li RH, Tong Y, Hu YW, Zhou XT, Qian YP, Lu F, Guan MX. Only male matrilineal relatives with Leber's hereditary optic neuropathy in a large Chinese family carrying the mitochondrial DNA G11778A mutation. *Biochem Biophys Res Commun*, 2005, 328(4): 1139-1145. [crossref](#)
- [68] Qu J, Li RH, Zhou XT, Tong Y, Lu F, Qian YP, Hu YW, Mo JQ, West CE, Guan MX. The novel A4435G mutation in the mitochondrial tRNA^{Met} may modulate the phenotypic expression of the LHON-associated ND4 G11778A mutation. *Invest Ophthalmol Vis Sci*, 2006, 47(2): 475-483. [crossref](#)
- [69] Qu J, Li R, Zhou X, Tong Y, Yang L, Chen J, Zhao F, Lu C, Qian Y, Lu F, Guan MX. Cosegregation of the ND4 G11696A mutation with the LHON-associated ND4 G11778A mutation in a four generation Chinese family. *Mitochondrion*, 2007, 7(1-2): 140-146. [crossref](#)
- [70] Suissa S, Wang ZB, Poole J, Wittkopp S, Feder J, Shutt TE, Wallace DC, Shadel GS, Mishmar D. Ancient mtDNA genetic variants modulate mtDNA transcription and replication. *PLoS Genet*, 2009, 5(5): e1000474.
- [71] Ghelli A, Porcelli AM, Zanna C, Vidoni S, Mattioli S, Barbieri A, Iommarini L, Pala M, Achilli A, Torroni A, Rugolo M, Carelli V. The background of mitochondrial DNA haplogroup J increases the sensitivity of Leber's hereditary optic neuropathy cells to 2, 5-hexanedione toxicity. *PLoS ONE*, 2009, 4(11): e7922.
- [72] Newman NJ. Hereditary optic neuropathies: from the mitochondria to the optic nerve. *Am J Ophthalmol*, 2005, 140(3): 517-523.
- [73] Chinnery PF, Brown DT, Andrews RM, Singh-Kler R, Riordan-Eva P, Lindley J, Applegarth DA, Turnbull DM, Howell N. The mitochondrial ND6 gene is a hot spot for mutations that cause Leber's hereditary optic neuropathy. *Brain*, 2001, 124(Pt 1): 209-218.
- [74] Valentino ML, Barboni P, Ghelli A, Bucchi L, Rengo C, Achilli A, Torroni A, Lugaesi A, Lodi R, Barbiroli B, Dotti M, Federico A, Baruzzi A, Carelli V. The ND1 gene of complex I is a mutational hot spot for Leber's hereditary optic neuropathy. *Ann Neurol*, 2004, 56(5): 631-641. [crossref](#)
- [75] Bu XD, Rotter JI. X chromosome-linked and mitochondrial gene control of Leber hereditary optic neuropathy: evidence from segregation analysis for dependence on X chromosome inactivation. *Proc Natl Acad Sci USA*, 1991, 88(18): 8198-8202. [crossref](#)
- [76] Bu X, Rotter JI. Leber hereditary optic neuropathy: estimation of number of embryonic precursor cells and disease threshold in heterozygous affected females at the X-linked locus. *Clin Genet*, 1992, 42(3): 143-148.
- [77] Viikki J, Ott J, Savontaus ML, Aula P, Nikoskelainen EK. Optic atrophy in Leber hereditary optic neuroretinopathy is probably determined by an X-chromosomal gene closely linked to DXS7. *Am J Hum Genet*, 1991, 48(3): 486-491.
- [78] Oostra RJ, Kemp S, Bolhuis PA, Bleeker-Wagemakers EM. No evidence for 'skewed' inactivation of the X-chromosome as cause of Leber's hereditary optic neuropathy in female carriers. *Hum Genet*, 1996, 97(4): 500-505. [crossref](#)
- [79] Pegoraro E, Carelli V, Zeviani M, Cortelli P, Montagna P, Barboni P, Angelini C, Hoffman EP. X-inactivation patterns in female Leber's hereditary optic neuropathy patients do not support a strong X-linked determinant. *Am J Med Genet*, 1996, 61(4): 356-362. 3.0.CO;2-R target="_blank"> [crossref](#)
- [80] Hudson G, Keers S, Man PYW, Griffiths P, Huoponen K, Savontaus ML, Nikoskelainen E, Zeviani M, Carrara F, Horvath R, Karcagi V, Spruijt L, de Coo IFM, Smeets HJM, Chinnery PF. Identification of an X-chromosomal locus and haplotype modulating the phenotype of a mitochondrial DNA disorder. *Am J Hum Genet*, 2005, 77(6): 1086-1091. [crossref](#)
- [81] Shankar SP, Fingert JH, Carelli V, Valentino ML, King TM, Daiger SP, Salomao SR, Berezovsky A, Belfort R Jr, Braun TA, Sheffield VC, Sadun AA, Stone EM. Evidence for a novel x-linked modifier locus for leber hereditary optic neuropathy. *Ophthalmic Genet*, 2008, 29(1): 17-24. [crossref](#)
- [82] Man PY, Brown DT, Wehnert MS, Zeviani M, Carrara F, Turnbull DM, Chinnery PF. NDUFA-1 is not a nuclear modifier gene in Leber hereditary optic neuropathy. *Neurology*, 2002, 58(12): 1861-1862. [crossref](#)
- [83] Petruzzella V, Tessa A, Torraco A, Fattori F, Dotti MT, Bruno C, Cardaioli E, Papa S, Federico A, Santorelli FM. The *NDUFB11* gene is not a modifier in Leber hereditary optic neuropathy. *Biochem Biophys Res Commun*, 2007, 355(1): 181-187. [crossref](#)
- [84] Ji Y, Jia X, Li S, Xiao X, Guo X, Zhang Q. Evaluation of the X-linked modifier loci for Leber hereditary optic neuropathy with the G11778A

mutation in Chinese. *Mol Vis*, 2010, 16: 416-424.

- [85] Hudson G, Carelli V, Horvath R, Zeviani M, Smeets HJ, Chinnery PF. X-Inactivation patterns in females harboring mtDNA mutations that cause Leber hereditary optic neuropathy. *Mol Vis*, 2007, 13: 2339-2343.
- [86] Abu-Amero KK, Jaber M, Hellani A, Bosley TM. Genome-wide expression profile of LHON patients with the 11778 mutation. *Br J Ophthalmol*, 2010, 94(2): 256-259. [crossref](#)
- [87] Olichon A, Baricault L, Gas N, Guillou E, Valette A, Belenguer P, Lenaers G. Loss of OPA1 perturbs the mitochondrial inner membrane structure and integrity, leading to cytochrome c release and apoptosis. *J Biol Chem*, 2003, 278(10): 7743-7746. [crossref](#)
- [88] Phasukkijwatana N, Kunhapan B, Stankovich J, Chuenkongkaew WL, Thomson R, Thornton T, Bahlo M, Mushiroda T, Nakamura Y, Mahasirimongkol S, Tun AW, Srisawat C, Limwongse C, Peerapittayamongkol C, Sura T, Suthammarak W, Lertrit P. Genome-wide linkage scan and association study of PARL to the expression of LHON families in Thailand. *Hum Genet*, 2010, 128(1): 39-49. [crossref](#)
- [89] Zhang AM, Jia X, Zhang QJ, Yao YG. No association between the SNPs (rs3749446 and rs1402000) in the PARL gene and LHON in Chinese patients with m.11778G>A. *Hum Genet*, 2010, 128(4): 465-468. [crossref](#)
- [90] Dickson SP, Wang K, Krantz I, Hakonarson H, Goldstein DB. Rare variants create synthetic genome-wide associations. *PLoS Biol*, 2010, 8(1): e1000294.
- [91] Charlmers RM, Harding AE. A case-control study of Leber's hereditary optic neuropathy. *Brain*, 1996, 119 (Pt 5): 1481-1486.
- [92] Kirkman MA, Yu-Wai-Man P, Korsten A, Leonhardt M, Dimitriadis K, De Coo IF, Klopstock T, Chinnery PF. Gene-environment interactions in Leber hereditary optic neuropathy. *Brain*, 2009, 132(Pt 9): 2317-2326.
- [93] Shah VA, Randhawa S, Mizen T, Lee AG, Foroozan R. You're too old for that. *Surv Ophthalmol*, 2008, 53(4): 403-410. [crossref](#)
- [94] Sylvestre J, Margeot A, Jacq C, Dujardin G, Corral- Debrinski M. The role of the 3' untranslated region in mRNA sorting to the vicinity of mitochondria is conserved from yeast to human cells. *Mol Biol Cell*, 2003, 14(9): 3848-3856. [crossref](#)
- [95] Guy J, Qi XP, Pallotti F, Schon EA, Manfredi G, Carelli V, Martinuzzi A, Hauswirth WW, Lewin AS. Rescue of a mitochondrial deficiency causing Leber Hereditary Optic Neuropathy. *Ann Neurol*, 2002, 52(5): 534-542. [crossref](#)
- [96] Bonnet C, Augustin S, Ellouze S, Benit P, Bouaita A, Rustin P, Sahel JA, Corral-Debrinski M. The optimized allotopic expression of *ND1* or *ND4* genes restores respiratory chain complex I activity in fibroblasts harboring mutations in these genes. *Biochim Biophys Acta*, 2008, 1783(10): 1707-1717. [crossref](#)
- [97] Figueroa-Martínez F, Vázquez-Acevedo M, Cortés-Hernández P, García-Trejo JJ, Davidson E, King MP, González- Halphen D. What limits the allotopic expression of nucleus-encoded mitochondrial genes? The case of the chimeric *Cox3* and *Atp6* genes. *Mitochondrion*, 2011, 11(1): 147-154. [crossref](#)
- [98] Perales-Clemente E, Fernandez-Silva P, Acín-Pérez R, Pérez-Martos A, Enriquez JA. Allotopic expression of mitochondrial-encoded genes in mammals: achieved goal, undemonstrated mechanism or impossible task? *Nucleic Acids Res*, 2011, 39(1): 225-234.
- [99] Wang G, Shimada E, Zhang J, Hong JS, Smith GM, Teitell MA, Koehler CM. Correcting human mitochondrial mutations with targeted RNA import. *Proc Natl Acad Sci USA*, 2012, 109(13): 4840-4845. [crossref](#)
- [100] Qi XP, Sun L, Lewin AS, Hauswirth WW, Guy J. The mutant human ND4 subunit of complex I induces optic neuropathy in the mouse. *Invest Ophthalmol Vis Sci*, 2007, 48(1): 1-10. [crossref](#)
- [101] Ellouze S, Augustin S, Bouaita A, Bonnet C, Simonutti M, Forster V, Picaud S, Sahel JA, Corral-Debrinski M. Optimized allotopic expression of the human mitochondrial *ND4* prevents blindness in a rat model of mitochondrial dysfunction. *Am J Hum Genet*, 2008, 83(3): 373-387. [crossref](#)
- [102] Tachibana M, Sparman M, Sritanandomchai H, Ma H, Clepper L, Woodward J, Li Y, Ramsey C, Kolotushkina O, Mitalipov S. Mitochondrial gene replacement in primate offspring and embryonic stem cells. *Nature*, 2009, 461(7262): 367-372.
- [103] Guo H, Zhuang XY, Zhang AM, Zhang W, Yuan Y, Guo L, Yu D, Liu J, Yang DK, Yao YG. Presence of mutation m.14484T>C in a Chinese family with maternally inherited essential hypertension but no expression of LHON. *Biochim Biophys Acta*, 2012, 1822(10): 1535-1543. [crossref](#)

- [1] 张初琴, 陈波蓓, 陈迎迎, 刘学军, 郑静, 高金建, 黄赛瑜, 南奔宇, 章誉耀, 余啸, 管敏鑫. 不同年龄段非综合征性耳聋常见基因检测及临床表型分析[J]. 遗传, 2013,35(3): 352-358
- [2] 马志杰, 钟金城, 韩建林, 徐惊涛, 刘仲娜, 白文林. 牦牛分子遗传多样性研究进展[J]. 遗传, 2013,35(2): 151-160
- [3] 陈时锦, 范晶, 蒋钦杨, 兰干球, 郭晓萍, 郭亚芬. 广西巴马小型猪小RNA启动子 *U6* 和 *7SK* 的克隆及功能验证[J]. 遗传, 2012,34(4): 445-453
- [4] 王金凤, 张亚平, 于黎. 食肉目猫科物种的系统发育学研究概述[J]. 遗传, 2012,34(11): 1365-1378
- [5] 宋艳瑞, 刘忠, 顾淑莲, 钱丽娟, 严庆丰. 肥厚型心肌病的致病分子机制研究进展[J]. 遗传, 2011,33(6): 549-557
- [6] 冀延春, 刘晓玲, 赵福新, 张娟娟, 章豫, 周翔天, 瞿佳, 管敏鑫. 线粒体T12338C突变可能是与Leber遗传性视神经病变相关的突变位点[J]. 遗传, 2011,33(4): 322-328
- [7] 危金普, 潘学峰, 李红权, 段斐. 简单重复DNA序列在哺乳动物mtDNA D-loop区的分布及进化特征[J]. 遗传, 2011,33(1): 67-74
- [8] 张永梅, 冀延春, 刘晓玲, 周翔天, 赵福新, 孙艳红, 韦企平, 张娟娟, 刘燕, 瞿佳, 管敏鑫. 线粒体tRNA A14693G可能是与Leber遗传性视神经病变相关的基因突变[J]. 遗传, 2010,32(4): 353-359
- [9] 刘燕, 庄淑流, 童绎, 瞿佳, 周翔天, 赵福新, 张娟娟, 张永梅, 章豫. 线粒体 *ND1* 基因T3866C突变可能是Leber's遗传性视神经病和四肢畸形跛行相关的突变[J]. 遗传, 2010,32(2): 141-147

- [10] 栾鹏涛, 兰天, 彭丹, 于黎, 张亚平.等位基因杂合子现象及其在系统发育学分析中的研究概述[J]. 遗传, 2009,31(9): 875-881
- [11] 曹广力, 薛仁宇, 朱越雄, 魏育红, 贡成良.家蚕氨酰-tRNA合成酶基因分析[J]. 遗传, 2009,31(12): 1248-1258
- [12] 曲泓颖, 马飞, 李庆伟.脊椎动物中线粒体基因片段向核内转移的比较分析[J]. 遗传, 2008,35(8): 485-490
- [13] 李齐发 刘振山 李隐侠 赵兴波 董丽艳 潘增祥 孙源荣 李 宁 徐银学 谢 庄.基于线粒体DNA序列的藏獐起源与系统发育研究[J]. 遗传, 2008,35(6): 335-340
- [14] 周海燕, 倪斌, 邹永华, 张蕊, 陈勇.应用mAPLP方法分析湖南汉族、苗族和土家族mtDNA编码区多态性[J]. 遗传, 2008,30(6): 716-722
- [15] 杨爱芬, 朱翌, 吕建新, 杨丽, 赵建越, 孙冬梅, 管敏鑫.线粒体DNA G7444A突变可能影响A1555G突变的表型表达[J]. 遗传, 2008,30(6): 728-734