





 **Current Issue**


 **Browse Issues**


 **Search**



 **About this Journal**

 **Instruction to Authors**

 **Online Submission**

 **Subscription**

 **Contact Us**



 **RSS Feed**

## Acta Medica Iranica

2009;47(4) : 26-27

"Visceral Leishmaniasis presenting as submental lymphadenopathy "

"Baradaran Far MH, Binesh F, Dadgar Nia MH "


### Abstract:

Several etiologies are responsible for submental masses. In a patient with submental mass, missing any other clinical finding of the disease, the result of excisional biopsy was reported as "Leishmaniasis", despite the fact that Leishmaniasis can rarely manifest itself as a submental mass. After diagnosis was established, we referred the patient to "Infectious disease department" for more evaluation and treatment.

### Keywords:

[Submental](#) , [Lymphadenopathy](#)

TUMS ID: 1300

Full Text HTML  Full Text PDF  436 kB

top ▲

[Home](#) - [About](#) - [Contact Us](#)

TUMS E. Journals 2004-2009  
Central Library & Documents Center  
Tehran University of Medical Sciences

Best view with Internet Explorer 6 or Later at 1024\*768 Resolutions