





 **Current Issue**


 **Browse Issues**


 **Search**



 **About this Journal**

 **Instruction to Authors**

 **Online Submission**

 **Subscription**

 **Contact Us**



 **RSS Feed**

Acta Medica Iranica

2009;47(4) : 23-28

A Rare Presentation of Rosai-Dorfman Syndrome: First Reported Case in Iran

A. Zahiri, H. Rahmat, A. Shojaiee



Abstract:

A case of intracranial Rosai-Dorfman syndrome is presented that was initially diagnosed and treated as meningioma, and was complicated due to a wrong diagnosis of coexistent lung sarcoidosis. Intracranial lesions appeared as dura-based parasellar and anterior fossa enhancing lesions on magnetic resonance images. Excellent result was obtained from whole brain radiotherapy, which can be used as a guideline for treating similar cases.

Keywords:

skull base , sinus , Rosai-Dorfman syndrome

TUMS ID: 2148

Full Text HTML  Full Text PDF  1048 kB

top ▲

[Home](#) - [About](#) - [Contact Us](#)

TUMS E. Journals 2004-2009
Central Library & Documents Center
Tehran University of Medical Sciences

Best view with Internet Explorer 6 or Later at 1024*768 Resolutions