





 **Current Issue**


 **Browse Issues**


 **Search**



 **About this Journal**


 **Instruction to Authors**

 **Online Submission**

 **Subscription**

 **Contact Us**



 **RSS Feed**

Acta Medica Iranica

2009;47(4) : 219-221

Lymphocytic Bronchiolitis as Presenting Disorder in an Undiagnosed Adult Patient with Chronic Granulomatous Disease

Payam Tabarsi, Mehdi Mirsaedi, Shirin Karimi, Behzad Banieghbal, Nahal Mansouri, Mohammad Reza Masjedi, Davood Mansouri

Abstract:

Chronic Granulomatous Disease (CGD) is a rare primary immunodeficiency disease. Although the most affected patients are diagnosed in childhood, there are several reports of the disease presenting in adult patients.

Here we present a 40 years old man who was admitted in hospital due to respiratory symptoms and ground glass pattern in high resolution computed tomography of lung. Open lung biopsy revealed lymphocytic bronchiolitis. Because of past medical history of granulomatous lesion in lung and recurrent abscesses of skin and soft tissue, NBT test was conducted which its result revealed that the disorder was compatible with CGD and then it was confirmed by fluorescent cytometry.

Keywords:

Lymphocytic bronchiolitis

TUMS ID: 4270

Full Text HTML  Full Text PDF  115 kB

top ▲

[Home](#) - [About](#) - [Contact Us](#)

TUMS E. Journals 2004-2009
Central Library & Documents Center
Tehran University of Medical Sciences

Best view with Internet Explorer 6 or Later at 1024*768 Resolutions