






 **Current Issue**


 **Browse Issues**


 **Search**



 **About this Journal**

 **Instruction to Authors**

 **Online Submission**

 **Subscription**

 **Contact Us**



 **RSS Feed**

Acta Medica Iranica

2009;47(4) : 14-20

"Detection of Soft Tissue Tumors on Bone Scintigraphy: Report of Four Cases "

Fariba Akhzari Mahrokh Daemi

Abstract:

This paper presents four cases of abnormal soft tissue activity in the bone scan of patients with different lesions (lung inflammatory pseudotumor, pulmonary fibrosis, pulmonary metastatic osteosarcoma and metastatic hepatic carcinoma of colon).

Keywords:

[Bone scan](#) , [Soft tissue](#) , [Tumors](#) , [Abnormal activity](#)

TUMS ID: 3585

Full Text HTML  Full Text PDF  345 kB

top ▲

[Home](#) - [About](#) - [Contact Us](#)

TUMS E. Journals 2004-2009
Central Library & Documents Center
Tehran University of Medical Sciences

Best view with Internet Explorer 6 or Later at 1024*768 Resolutions