





 **Current Issue**


 **Browse Issues**

 **Search**



 **About this Journal**

 **Instruction to Authors**

 **Online Submission**

 **Subscription**

 **Contact Us**



 **RSS Feed**

## Acta Medica Iranica

2009;47(4) : 69-73

### HISTOLOGICAL CHANGES OF THE KIDNEYS IN IRON DEFICIENCY ANEMIA

M. Ghavamian

#### Abstract:

In 6 patients with iron deficiency anemia the proliferation of epi, thelial cells of glomeruli were prominent associated with edema and adherence of Bowman's capsule in kidney biopsy, the cause of proliferation is not known.

TUMS ID: 11791

Full Text HTML  Full Text PDF  535 kB

top ▲

[Home](#) - [About](#) - [Contact Us](#)

TUMS E. Journals 2004-2009  
Central Library & Documents Center  
Tehran University of Medical Sciences

Best view with Internet Explorer 6 or Later at 1024\*768 Resolutions