






 **Current Issue**


 **Browse Issues**


 **Search**



 **About this Journal**

 **Instruction to Authors**

 **Online Submission**

 **Subscription**

 **Contact Us**



 **RSS Feed**

Acta Medica Iranica

2009;47(4) : 79-90

A CASE REPORT OF PULMONARY ASPERVILLOMA

M. P.Kordbacheh, N. Mogaddami, M.R.Zahed Pour Anaraki



Abstract:

A 46- year-old man with pulmonary tuberculosis which had treated with ant tuberculosis drugs was referred to Medical Mycology Laboratory, School of Public Health and Institute of Public Health research for coughing and bloody sputum. Chest x-ray revealed a cavern with a moveable mass in right apical Lobe. Direct examination of sputum showed wide septated dichotomous hyphae and Aspergillus fumigatus was identified in the culture of this material.

Keywords:

[Aspergillus fumigatus](#) , [pulmonary Tuberculosis](#)

TUMS ID: 1561

Full Text HTML  Full Text PDF  1032 kB

top ▲

[Home](#) - [About](#) - [Contact Us](#)

TUMS E. Journals 2004-2009
Central Library & Documents Center
Tehran University of Medical Sciences

Best view with Internet Explorer 6 or Later at 1024*768 Resolutions