




 **Current Issue**


 **Browse Issues**

 **Search**



 **About this Journal**

 **Instruction to Authors**

 **Online Submission**

 **Subscription**

 **Contact Us**



 **RSS Feed**

Acta Medica Iranica

2009;47(4) : 141-150

Atypical Radiographic Manifestations of Duodenal Diverticula: A Pictorial Essay

L. Kiani, S. Rad



Abstract:

Duodenal diverticula are frequently encountered in daily practice of radiology centers. Dissimilar figures with different dimensions and unlikely positions of duodenal diverticula-sometimes unusual-may be found. In this pictorial essay, we present various atypical shapes, dimensions and locations of duodenal diverticula which are found during many years of experience in the field of gastrointestinal fluoroscopic contrast assessments.

Keywords:

[duodenal diverticulum](#) , [mesenteric](#) , [antimesenteric](#)

TUMS ID: 4066

Full Text HTML  Full Text PDF  3054 kB

top ▲

[Home](#) - [About](#) - [Contact Us](#)

TUMS E. Journals 2004-2009
Central Library & Documents Center
Tehran University of Medical Sciences

Best view with Internet Explorer 6 or Later at 1024*768 Resolutions