





 **Current Issue**


 **Browse Issues**


 **Search**



 **About this Journal**

 **Instruction to Authors**

 **Online Submission**

 **Subscription**

 **Contact Us**



 **RSS Feed**

Acta Medica Iranica

2009;47(4) : 148-151

"An aberrant Thyroid mass in the posterior mediastinum: A case report "

"Shakarami M, Tabari M "

Abstract:

A middle-aged woman with the chief complaints of dysnea and chest pain was referred to our center. Chest X-rays and computed tomogram revealed a mass in the posterior mediastinum, which was excised in toto. Pathological report of the specimen labeled it as normal thyroid tissue (aberrant thyroid).

Keywords:

Aberrant , Posterior mediastinum

TUMS ID: 1207

Full Text HTML  Full Text PDF  791 KB

top ▲

[Home](#) - [About](#) - [Contact Us](#)

TUMS E. Journals 2004-2009
Central Library & Documents Center
Tehran University of Medical Sciences

Best view with Internet Explorer 6 or Later at 1024*768 Resolutions