





 **Current Issue** **Browse Issues** **Search** **About this Journal** **Instruction to Authors** **Online Submission** **Subscription** **Contact Us** **RSS Feed**

## Acta Medica Iranica

2009;47(4) : 147-151

### Hysterosalpingography in Unsuspected Pregnancy : Report of 6 Cases and 2 Relevant Cases

M.T. Meamarzadeh, G.H. Shahrzad

#### Abstract:

Here are the reports on evaluation and hysterosalpingographic (HSG) findings of 6 unsuspected pregnancies. Besides, two relevant cases of importance in the authors' 30 years of radiology practice are included. Two important radiologic features found on HSG in unsuspected pregnancies are double outlined uterine cavity (DOUC) and filling defect features. Despite the irradiation exposure of the fetuses in their early life, 4 ended up in normal infant deliveries, one of them being a twin delivery. One case of miscarriage occurred due to an intrauterine device. One case refused the follow-up sessions. It seems when performed by mistake through out early pregnancy, the HSG will not necessitate termination of the pregnancy.

#### Keywords:

[hysterosalpingography](#) . [unsuspected pregnancy](#)

TUMS ID: 2025

Full Text HTML  Full Text PDF  717 kB

top ▲

[Home](#) - [About](#) - [Contact Us](#)

TUMS E. Journals 2004-2009  
[Central Library & Documents Center](#)  
[Tehran University of Medical Sciences](#)

Best view with Internet Explorer 6 or Later at 1024\*768 Resolutions