




 **Current Issue**


 **Browse Issues**


 **Search**



 **About this Journal**

 **Instruction to Authors**

 **Online Submission**

 **Subscription**

 **Contact Us**



 **RSS Feed**

## Acta Medica Iranica

2009;47(4) : 25-28

### Report of Fetus in Fetu in A Four-Year-Old Child

A. Khatami, S. Sabouri, A. Moradi, H.R. Haghightakhah

#### Abstract:

Fetus in fetu is a rare condition in which a fetiform calcified mass is often present in the ab-domen of its host, a newborn or infant; the mass is considered as a parasitic twin originated from a diamnion-monozygotic pregnancy. Herein, we report on a new case of a 4-year-old child who was admitted for left upper quadrant abdominal mass without any symptom.

#### Keywords:

[fetus in fetu](#)

TUMS ID: 3117

Full Text HTML  Full Text PDF  287 kB

top ▲

[Home](#) - [About](#) - [Contact Us](#)

TUMS E. Journals 2004-2009  
Central Library & Documents Center  
Tehran University of Medical Sciences

Best view with Internet Explorer 6 or Later at 1024\*768 Resolutions