





 [Current Issue](#)


 [Browse Issues](#)

 [Search](#)



 [About this Journal](#)

 [Instruction to Authors](#)

 [Online Submission](#)

 [Subscription](#)

 [Contact Us](#)



 [RSS Feed](#)

Acta Medica Iranica

2009;47(4) : 305-308


A Propos d'un Kyste Retinien

G. Chams, G. Sadoughi

Abstract:

The authors have cited the history of a patient who has a retinal cyst. It is interesting in its clinical form and its ophthalmoscopic appearance.

TUMS ID: 11500

Full Text HTML  Full Text PDF  986 kB

[top](#) ▲

[Home](#) - [About](#) - [Contact Us](#)

TUMS E. Journals 2004-2009
Central Library & Documents Center
Tehran University of Medical Sciences

Best view with Internet Explorer 6 or Later at 1024*768 Resolutions