




 **Current Issue** **Browse Issues** **Search** **About this Journal** **Instruction to Authors** **Online Submission** **Subscription** **Contact Us** **RSS Feed**

Acta Medica Iranica

2009;47(4) : 140-142

An Unusual Case of Bilateral Maxillary and Mandibular Supernumerary Teeth

Y. Refoua, M. Arshad

Abstract:

The presence of supernumerary teeth is not uncommon in the general population. They occur more frequently in patients with a family history of such teeth but it is rare to find multiple supernumeraries in individuals with no other associated disease or syndrome. There have been very few documented cases of bilateral maxillary and mandibular supernumeraries, distal to the third molars. Supernumerary teeth may affect the permanent dentition if not removed. A 24 year-old male with five distomolars and a complete dentition is presented.

Keywords:

[Fourth molars](#) . [Fifth molars](#) . [Distomolars](#) . [Supernumerary molars](#)

TUMS ID: 3366

Full Text HTML  Full Text PDF  119 KB

top ▲

[Home](#) - [About](#) - [Contact Us](#)

TUMS E. Journals 2004-2009
Central Library & Documents Center
Tehran University of Medical Sciences

Best view with Internet Explorer 6 or Later at 1024*768 Resolutions