






 **Current Issue**


 **Browse Issues**


 **Search**



 **About this Journal**

 **Instruction to Authors**

 **Online Submission**

 **Subscription**

 **Contact Us**



 **RSS Feed**

Acta Medica Iranica

2009;47(4) : 116-125

A New Design for Anterior Fixed Partial Denture, Combining Facial Porcelain and Lingual Metal; PTU Type II

A. Pahlevan


Abstract:

A new design for replacing a missing anterior tooth is described. In this article, a lingually fixed partial denture, its advantages, disadvantages, indication and contraindications have been explained. The ability of this design to replace a single missing central or lateral incisor is discussed.

Keywords:

[Anterior bridge](#) , [Porcelain bridge](#) , [New esthetic bridge](#)

TUMS ID: 2340

Full Text HTML  Full Text PDF  246 KB

top ▲

[Home](#) - [About](#) - [Contact Us](#)

TUMS E. Journals 2004-2009
Central Library & Documents Center
Tehran University of Medical Sciences

Best view with Internet Explorer 6 or Later at 1024*768 Resolutions