

[首页](#) | [关于我们](#) | [登录](#) | [注册](#) | [搜索](#) | [最新一期](#) | [过刊浏览](#) | [公告](#) | [稿约](#) | [在线投稿](#) | [Online submission](#)

[Endnote参考文献模板](#) | [提前在线出版](#)

首页 > 卷 12, 编号 7 (2009) > FANG

P120-catenin Isoforms 1A and 3A Differently Affect the Expression of E-cadherin and β -catenin in Lung Cancer Cells

Changqing FANG, Yang LIU, Nan LIU, Yong ZHANG, Enhua WANG

摘要

Background and objective Different isoforms of p120-catenin (p120ctn), the members of catenin family, are variably expressed in different tissues and cells. These isoforms may confer different properties with respect to cell adhesion and migration, but this concept needs experimental evidence. Methods To more precisely define their biological roles, we stably transfected isoforms 1A and 3A into the lung cancer cell lines A549 and NCI-H460, which had low expression of p120ctn. Using RT-PCR, Western Blot, and Transwell, we testified their impact on the expression of E-cadherin, β -catenin, and the invasiveness of lung cancer cells. Results Expression of isoform 1A of p120ctn upregulated E-cadherin and β -catenin, as well as the ability of cells to invasion. In contrast, overexpression of isoform 3A had a smaller influence on invasion. Conclusion P120ctn isoforms 1A and 3A may differently regulate the invasive, adhesive of lung cancer cells through distinct regulation of the expression of E-cadherin and β -catenin.

全文: [PDF](#) [HTML](#)

[Get Permission](#)






[ADD THIS](#)





主编
Qinghua Zhou
Yan Sun



ARTICLE TOOLS

-  [索引源数据](#)
-  [如何引证项目](#)
-  [查找参考文献](#)
-  [审查政策](#)
-  [Email this article \(Login required\)](#)

RELATED ITEMS

-  [Related studies Databases Web search](#)
-  [Show all](#)

ABOUT THE AUTHORS

Changqing FANG

Yang LIU

Nan LIU

Yong ZHANG

Enhua WANG