











-  **Current Issue**
-  **Browse Issues**
-  **Search**
-  **About this Journal**
-  **Instruction to Authors**
-  **Online Submission**
-  **Subscription**
-  **Contact Us**
-  **RSS Feed**

Acta Medica Iranica

2009;47(4) : 75-78

VERRUCOUS CARCINOMA OF THE LARYNXThe Clinical and Pathological Reports of 11 Cases

Ziaaddin Madani Kermani

Abstract:

Verrucous carcinoma is a unique clinical and pathological entity which has been recognised in the recent years. It is a variant of well-differentiated squamous cell carcinoma which may occur in the larynx; other anatomic locations such as: the oral cavity, anogenital region, and skin may be involved. It accounts for 1-2% of all laryngeal cancers. The clinical, histopathological and biologic features of this neoplasm differ from that of conventional squamous cell carcinoma. Therefore, close communication between pathologist and laryngologist is necessary for a correct diagnosis. Eleven cases of verrucous carcinoma which were collected in our institution within the past ten years are going to be reported. The clinical and pathological features will be discussed. It seems surgical excision is the treatment of choice and irradiation must be discouraged since anaplastic transformation and recurrences after irradiation has been reported.

Keywords:

Ackennan!@#%\$s tumor . Giant condyloma . Verrucous carcinoma

TUMS ID: 4999

Full Text HTML  Full Text PDF  422 kB

top ▲

[Home](#) - [About](#) - [Contact Us](#)

TUMS E. Journals 2004-2009
Central Library & Documents Center
Tehran University of Medical Sciences

Best view with Internet Explorer 6 or Later at 1024*768 Resolutions