

## Effects of Soil Moisture and Temperature on Decomposition Rates of Some Waste Materials from Agriculture and Agro-industry

Chaisit Thongjoo, Shuichi Miyagawa and Nobumitsu Kawakubo

(The United Graduate School of Agricultural Science, Gifu University, Yanagido 1-1, Gifu 501-1193, Japan)

**Abstract :** The effect of soil moisture and temperature on decomposition of waste materials, bagasse, coir dust, rice chaff and rice straw, in soil were examined by measuring the decrease in weight of and CO<sub>2</sub> generation from each waste material. The rate of the decrease in weight increased as temperature rose, and was highest in rice straw followed by bagasse, rice chaff and coir dust in this order, irrespective of soil moisture and temperature level. In all waste materials, the rate of decrease in weight was highest in the soil holding the water equivalent to field capacity (saturated soil) followed by submerged soil and dry soil in this order. CO<sub>2</sub> generation rate was also highest in rice straw followed by bagasse, rice chaff and coir dust. It was highest in saturated soil followed by half-saturated or submerged soil and dry soil in this order. The rate of CO<sub>2</sub> generation from rice straw in saturated soil was highest at the initial period of incubation and it decreased thereafter, but the rate in submerged soil was highest at 40 and 20 days after the start of incubation at 20 and 35°C, respectively. The rate of CO<sub>2</sub> generation from coir dust and rice chaff was very low at all soil moisture levels at either 20 or 35°C. The content of total N in the waste materials was positively and significantly correlated with the rate of decrease in weight in saturated and submerged soils at a moderate temperature (Oct. – Dec.), and in submerged soil at a high temperature (Aug. – Oct.). It was also significantly correlated with CO<sub>2</sub> generation rate in submerged soil at 20°C. Holocellulose and hemicellulose contents were negatively and significantly correlated with CO<sub>2</sub> generation rate in dry soil at 20°C. Lignin content was also significantly and negatively correlated with CO<sub>2</sub> generation in dry soil at 35°C.

**Key words :** CO<sub>2</sub> generation, Decomposition rate, Soil moisture, Soil temperature, Waste materials.

Currently, waste materials from agriculture and agro-industry are increasing in most countries, including Thailand. The volume of rice straw (31 million tons) is the biggest among the wastes from crop production, and bagasse (6.5 million tons) and rice chaff (5 million tons) are very large waste materials as compared with other agro-industrial wastes in Thailand (Office of Agricultural Economic, 1994; Sartsanarakkit, 1988; Thongjoo, 1995). Some kinds of waste materials, which have high nutritional value or are easily decomposed, i.e., rice bran and castor meal have been used for agriculture (Pintukanok et al., 1988). However, most of the other waste materials have been left unused and are causing environmental problems.

Soils in the tropical area contain less organic matter than those in the temperate region because high moisture and temperature of the tropical soils accelerate the decomposition of organic substances (Jenkinson, 1988; Kirschbaum, 1995; Azmal et al., 1996; Tenge et al., 1998; Devevre and Horwath, 2000). According to the Department of Land Development, Thailand (2000) Thailand is a tropical country, in which low organic matter is a serious problem covering a vast area of 30.56 million hectares or 59.5% of the total area in Thailand. To solve this problem, farmers in the tropical area are advised to apply organic substances or wastes from crop production into soil.

It is not only to add more organic matter but also to maintain crop productivity and soil fertility in the long term (Naklang et al., 1999).

There have been several studies on the utilization of waste materials from agriculture and factories to improve the physical and chemical properties of soil (May et al., 1973; Sabey et al., 1977; Epstein et al., 1978; Liang, 1982; Cheung and Wong, 1983; Kawaguchi et al., 1983; Pagliai et al., 1983; Yonebayashi, 1983; Wei et al., 1985; Sartsanarakkit, 1988; Thongjoo, 1995; Bernal et al., 1998; Tenge et al., 1998). Generally, these waste materials are easily decomposed. However, the studies on the decomposition of waste materials that are difficult to be decomposed are limited.

In addition there have been only a few studies on the decomposition of waste materials in the soil at different moisture and temperature levels. Thus, it is necessary to investigate the use of hard-to-decompose waste materials in the tropical countries. In this study, the decomposition rates of some waste materials were estimated from the weight decrease of the waste materials packed in mesh bags, and buried in the soil. However, it is difficult to know the change of the decomposition rate in the soil. Then the rate of decomposition was estimated from the rate of CO<sub>2</sub> generation from the waste materials mixed with soil under different moisture and temperature conditions.

Table 1. Chemical and physical properties of waste materials used in this study.

Properties	Bagasse	Coir dust	Rice straw	Rice chaff
Total N (%)	0.16	0.09	1.34	0.28
Total C (%)	47.32	48.94	39.47	43.25
C/N ratio	312	572	30	156
Holocellulose (%)	72.45	66.28	54.76	72.41
Cellulose (%)	33.34	30.70	27.89	31.12
Hemicellulose (%)	39.11	35.58	26.87	41.30
Lignin (%)	27.96	63.53	30.87	46.96
Ash (%)	2.03	2.90	14.31	9.40
Water content (%)	8.75	9.08	8.67	8.45

This method is usually used for assessment of soil microorganism activity (Bekku et al., 1995). It is well known that the chemical property of materials affect their decomposition rate in soil (Swift et al., 1981; Palm and Sanchez, 1991; Tian et al., 1995; Moritsuka et al., 2000; Riberiro et al., 2002). So we analyzed the chemical properties of the waste materials and discussed the relationship among them. The results of this study should be useful for further studies on the use of waste materials to improve physical and chemical property of soil.

#### Materials and Methods

Four waste materials bagasse from Tanegashima, coir dust from Thailand and rice chaff and rice straw from Gifu. Table 1 shows the physical and chemical properties of these waste materials. Total N and total C were analysed with an NC analyser (NC-95A), cellulose and holocellulose by JIS method, and lignin by the sulfuric acid method. Soil samples collected from the field at the Faculty of Applied Biological Sciences, Gifu University, were air-dried and passed through a 2-mm mesh sieve. The pH of the soil sample was 6.12. The electrical conductivity was 0.017 mS/cm, and the total N was 0.039 %, the total C 0.532 % and the C/N ratio was 13.63. The soil texture was sandy loam (Horiuchi et al., 1989).

#### Weight decrease of waste materials:

Table 2. Water content of the soil at various moisture levels.

Soil moistures	Water content (%)
Dry	1.39
Half-saturated*	14.90
Saturated	26.59
Submerged	42.39

\* saturated soil: the soil holding water equivalent to field capacity.

Each waste material (5.6 g) was put in a mesh bag and buried in the soil for 2 months at 3 levels of soil moisture: dry, saturated (holding water equivalent to field capacity), and submerged (Table 2). This experiment was conducted during three periods under natural conditions: a) August – October 2002 (high temperature); b) October – December 2002 (moderate temperature); and c) January – February 2003 (low temperature). Table 3 shows the average temperatures during each period. Each treatment had 3 replications. Decomposition rates were estimated from the percentage of decrease in weight of each waste material after a 2-month incubation.

#### CO<sub>2</sub> generation from waste materials:

One kilogram of soil and four grams of each waste material were mixed and put into a one-liter plastic bottle. Soil without waste materials was also prepared

Table 3. Average soil temperature during Aug.–Oct. (high temperature), Oct.–Dec. (moderate temperature) and Jan.–Feb. (low temperature).

Seasons	Soil moistures	Average temp. (°C)
Aug.- Oct. (High temperature)	Dry	35.1
	Saturated	30.9
	Submerged	31.2
Oct.- Dec. (Moderate temperature)	Dry	21.5
	Saturated	18.9
	Submerged	19.8
Jan.- Feb. (Low temperature)	Dry	13.3
	Saturated	11.8
	Submerged	12.6

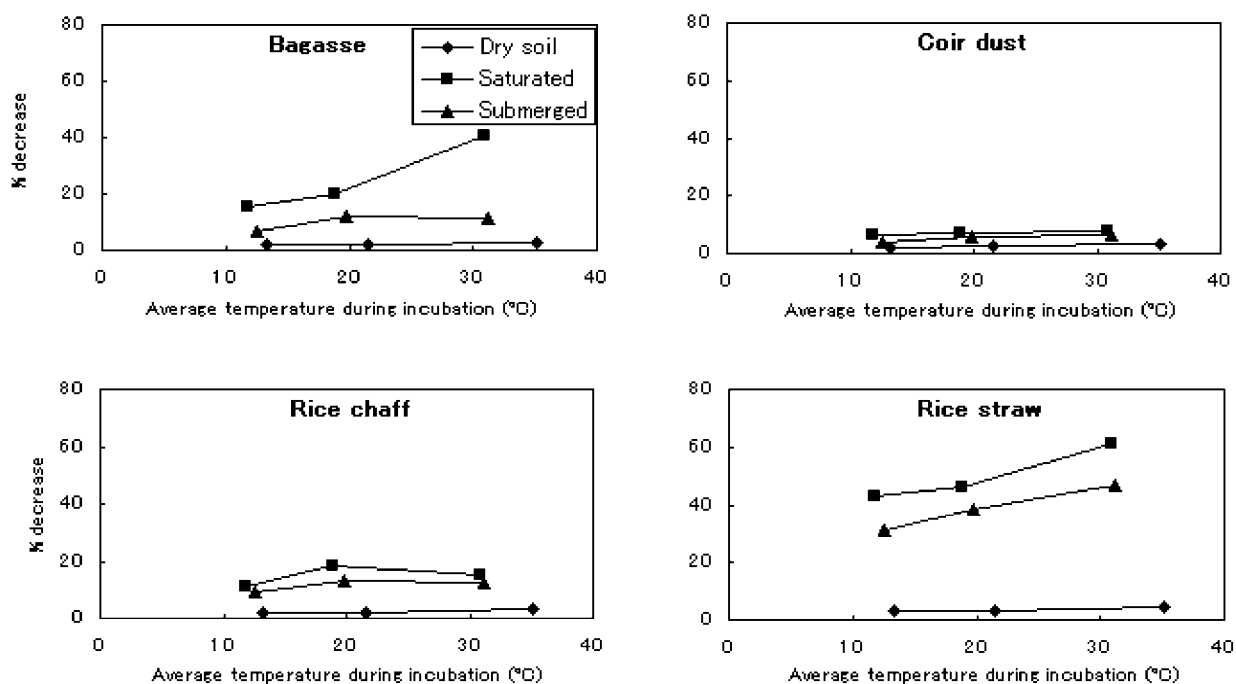


Fig. 1. Percentage of the decrease in weight of four waste materials after a 2 - month incubation in the soil at various moisture and temperature levels.

as a blank. The soil mixed with each waste material was moistened at 4 levels (dry, half-saturated, saturated, and submerged), and kept at 20 or 35°C. These temperatures were selected referring to the climate data of cool and hot seasons in Thailand (Department of Agriculture, 1982; Thiraphorn, 1990), and Table 2 shows the water contents of the soil samples at each moisture level. Each treatment had 3 replications. Bottles were kept in a thermo-regulated incubator and moisture was regulated during incubation. The CO<sub>2</sub> generation rate was measured by gas chromatography (GC-14B), at 1, 10, 20, 30, 40 and 50 days after the start of incubation. Air samples taken from the upper part of the sealed bottles were analyzed three times each for 5 minutes at the measuring date, and CO<sub>2</sub> generation rate per minute was calculated from the difference between the initial and final of CO<sub>2</sub> concentration/5. Values shown in this paper are the differences between the rate of mixed sample and that of the blank.

## Results

### Decrease in weight of waste materials:

Fig. 1 shows the percentage of decrease in weight of the waste materials after a 2-month incubation in the soils at various water holding levels and temperatures. At all temperatures (all seasons tested) the rate of decrease in weight was the highest in rice straw followed by bagasse, rice chaff and coir dust in this order. It was higher in saturated soil than in submerged soil, but was very low in dry soil. The higher the soil temperature and the higher the soil

moisture, the higher was the rate of decrease in weight in rice straw and bagasse, although the rate of decrease in weight of bagasse in submerged soil and that of coir dust and rice chaff at all soil-moisture levels were scarcely influenced by temperature (Fig.1).

There were significant positive correlations between the average total N content and the average rate of decrease in weight of the four waste materials, in the saturated soil and submerged soil at a moderate temperature, and in the submerged soil at a high temperature (Table 4). In addition, the average rate of decrease in weight of the four waste materials in dry soil at moderate temperature was negatively and significantly correlated with the hemicellulose content, and that in dry soil at a high temperature with cellulose content of the materials. The rate of decrease in weight positively correlated with the total N content, and negatively with the contents of total C, holocellulose, hemicellulose and lignin, at all soil moisture and temperature levels (Table 4).

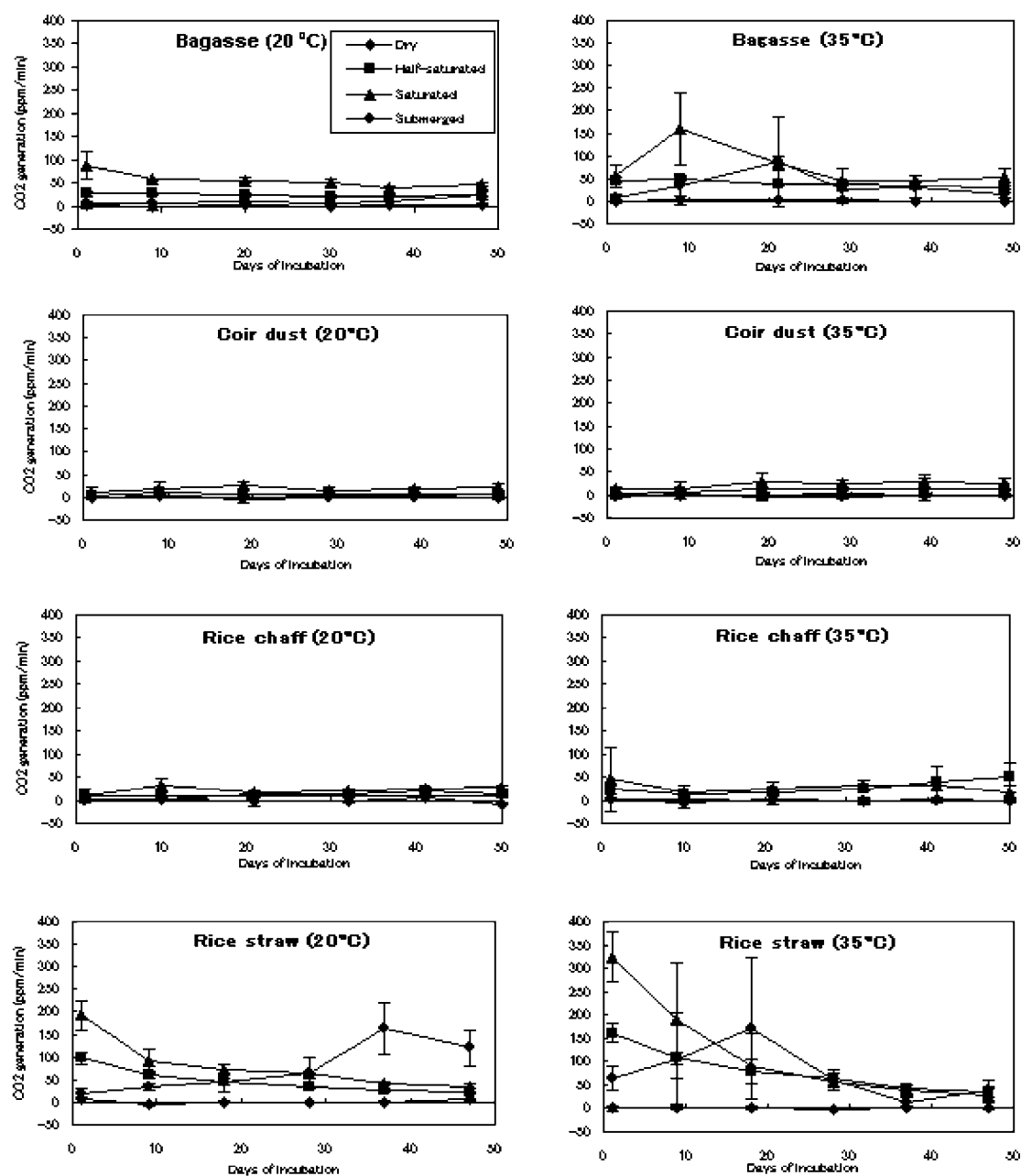
### CO<sub>2</sub> generation from waste materials:

Fig. 2 shows the rate of CO<sub>2</sub> generation from the waste materials during incubation in the soil at various water-holding levels at 20 and 35°C.

At 20°C in the saturated soil, the rate of CO<sub>2</sub> generation was highest in rice straw followed by bagasse, and was very low in coir dust and rice chaff. The rate of CO<sub>2</sub> generation from rice straw and bagasse was highest at the 1st day of incubation and decreased thereafter. In the half-water-saturated soil (half-saturated water), the CO<sub>2</sub> generation rate was

Table 4. Coefficients of correlation between the average rate of decrease in weight in the four waste materials and the chemical components of the waste materials.

Factors	Low temperature			Moderate temperature			High temperature		
	Dry	Saturated	Submerged	Dry	Saturated	Submerged	Dry	Saturated	Submerged
Total N	0.999**	0.977*	0.999**	0.698	0.967*	0.993**	0.921	0.810	0.998**
Total C	-0.900	-0.842	-0.905	-0.334	-0.904	-0.900	-0.818	-0.659	-0.885
C/N ratio	-0.767	-0.763	-0.793	-0.077	-0.859	-0.808	-0.588	-0.695	-0.768
Holocellulose	-0.893	-0.846	-0.870	-0.940	-0.767	-0.846	-0.930	-0.627	-0.884
Cellulose	-0.859	-0.727	-0.822	-0.779	-0.688	-0.779	-0.987*	-0.395	-0.820
Hemicellulose	-0.869	-0.854	-0.852	-0.959*	-0.764	-0.835	-0.873	-0.683	-0.871
Lignin	-0.482	-0.651	-0.541	-0.024	-0.701	-0.600	-0.127	-0.874	-0.542

Fig. 2. Change in the rate of CO<sub>2</sub> generation from the four waste materials incubated in the soil at various moisture and temperature levels.

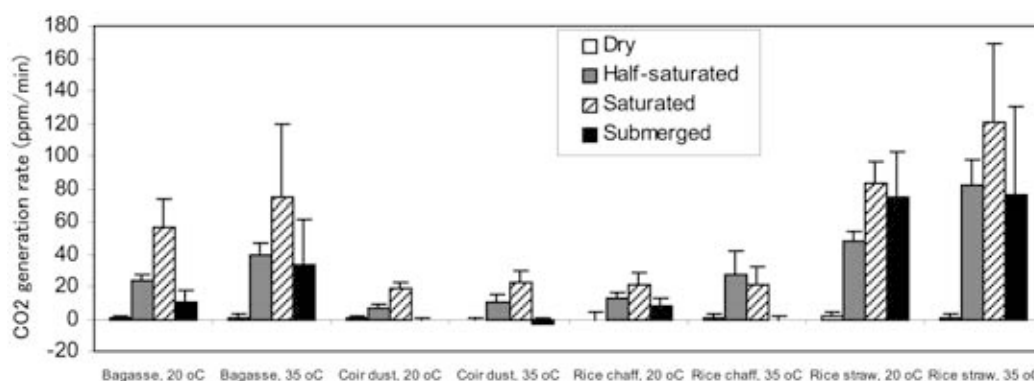


Fig. 3. Average rate of CO<sub>2</sub> generation during incubation in the soil at various moisture and temperature levels, in the four waste materials.

Table 5. Coefficients of correlation between CO<sub>2</sub> generation rate and the chemical components of the waste materials.

Factors	20°C				35°C			
	Dry	Half-saturated	Saturated	Submerged	Dry	Half-saturated	Saturated	Submerged
Total N	0.823	0.916	0.818	0.993**	0.482	0.939	0.851	0.877
Total C	-0.492	-0.776	-0.638	-0.857	-0.550	-0.845	-0.674	-0.690
C/N ratio	-0.274	-0.755	-0.655	-0.748	-0.759	-0.823	-0.676	-0.671
Holocellulose	-0.973*	-0.750	-0.667	-0.885	-0.112	-0.742	-0.703	-0.748
Cellulose	-0.802	-0.576	-0.424	-0.793	0.046	-0.613	-0.475	-0.529
Hemicellulose	-0.995**	-0.781	-0.727	-0.882	-0.163	-0.758	-0.755	-0.799
Lignin	-0.222	-0.780	-0.841	-0.573	-0.989*	-0.767	-0.819	-0.781

similar to that in the saturated soil, although the rate was lower. At 20°C in dry soil and submerged soil, bagasse, coir dust and rice chaff generated CO<sub>2</sub> only slightly if at all throughout the incubation period, but rice straw generated CO<sub>2</sub>, increasing the generation rate from the 1st to 40th day of incubation. After the 40th day it decreased again.

At 35°C in saturated soil, rice straw generated CO<sub>2</sub> at the highest rate (300 ppm / min) at the 1st day of incubation, and the rate decreased during the incubation period. Under the same condition, bagasse generated CO<sub>2</sub> at a low rate (50 ppm/min) at the 1st day, but the rate was increased to 150 ppm/min at 10 days and decreased thereafter. The rate after the 10th day was similar to that from rice straw. At 35°C in the half-saturated soil, rice straw generated CO<sub>2</sub> at a rate of 150 ppm/min at the 1st day and the rate decreased thereafter, but bagasse generated CO<sub>2</sub> at about 50 ppm/min at the 1st day and the rate did not change thereafter during the incubation period. At 35°C in submerged soil, the rate of CO<sub>2</sub> generation in rice straw and bagasse was highest at 20 days after the start of incubation, though the rate of CO<sub>2</sub> generation in rice straw was higher than that in bagasse. Coir dust and rice chaff generated only a small amount of CO<sub>2</sub> in the saturated, half-saturated and submerged soils even at 35°C, but rice chaff generated slightly more CO<sub>2</sub>

than coir dust. In dry soil, all waste materials generated CO<sub>2</sub> at a very low rate in all soils at all water-holding levels examined.

Fig. 3 shows the average rates of CO<sub>2</sub> generation during the 50-day incubation period. As a whole, rice straw generated CO<sub>2</sub> at the highest rate followed by bagasse, rice chaff and coir dust in this order, and the CO<sub>2</sub> generation rate was higher at 35°C than at 20°C. All waste materials examined generated CO<sub>2</sub> at a higher rate in the saturated soil than in other soil samples at both 20 and 35°C, except for rice chaff incubated at 35°C, which generated more CO<sub>2</sub> in half-saturated soil than in the saturated soil. The rate of CO<sub>2</sub> generation from bagasse, coir dust and rice chaff in submerged soil was lower than that in saturated and half-saturated soils, but that from rice straw was comparable to that in saturated and half-saturated soils at both 20 and 35°C (Fig. 3). Interestingly, however, the rate of CO<sub>2</sub> generation from rice straw incubated in submerged soil had a peak at 40 and 20 days after the start of incubation at 20 and 35°C, respectively. This means that rice straw in submerged soil decomposed more rapidly at 35°C than at 20°C.

Table 5 shows the coefficient of correlation of CO<sub>2</sub> generation rate with the chemical components of waste materials. A significantly high positive correlation was observed between the rate of CO<sub>2</sub> generation

from waste materials in submerged soil and total N content of the waste materials. Although the rate of CO<sub>2</sub> generation from waste material in dry soil was very low, the CO<sub>2</sub> generation at 20°C was negatively and significantly correlated with the content of holocellulose and hemicellulose in the waste materials, and that at 35°C was also negatively correlated with the content of lignin.

### Discussion

The decomposition rate of waste materials in soil measured by decrease in weight was closely correlated with that measured by CO<sub>2</sub> generation ( $r = 0.920^{**}$  at 35°C (high temperature) and  $r = 0.815^{**}$  at 20°C (moderate temperature)). The decomposition rate was enhanced by the high temperature, and was highest in saturated soil followed by half-saturated or submerged soil and dry soil. Irrespective of temperature and soil moisture level, the decomposition rate was highest in rice straw followed by bagasse. Correlation analysis showed that the higher content of total N and the lower contents of holocellulose, hemicellulose and lignin enhanced the decomposition of materials. Generally, C/N ratio is used as an index of the decomposition rate of organic matters, but it was not significantly correlated with the decomposition rate of the waste materials in this study. The lignin content may be a more important factor for decomposition (Abad et al., 2002). Decomposition (decrease in weight) was hastened by raising the temperature only in the waste materials with a low lignin content, rice straw and bagasse. In addition, only rice straw was easily decomposed in submerged soil.

The decomposition rate (CO<sub>2</sub> generation) of rice straw was highest at the initial stage of incubation in the saturated or half-saturated soil. However, it increased during the incubation period in submerged soil reaching a peak at 20 and 40 days after the start of incubation at 35 and 20°C, respectively. This is probably because microbial activity was higher in saturated soil than in submerged soil (highly anaerobic condition), and microbial activity under submerged conditions increased more rapidly at 35°C than at 20°C. Devere and Horwath (2000) also reported that under non-flooded conditions, the release of CO<sub>2</sub> from rice straw was higher than under a flooded condition, since microbial activity in soil was decreased under the flooded condition. Decomposition of coir dust and rice chaff in the soil was very slow even at a high temperature in saturated soil, which means that these materials are kept in the soil for a long time. This study showed that the decomposition rate of the four waste materials was differently influenced by temperature and soil moisture levels. The effects of each waste material after decomposition on the soil chemical property as well as on crop production should be examined further.

### Acknowledgments

We would like to thank Prof. H. KOIZUMI, River Basin Research Center of Gifu University for advice on the analysis of CO<sub>2</sub> generation by gas chromatography, and also Assoc.Prof. M. SHIGEMATSU and Mr. M. SUZUKI, Faculty of Applied Biological Sciences, Gifu University for giving suggestions on the analysis of lignin, cellulose, hemicellulose, and holocellulose. We greatly appreciate Dr. A. SUGIMOTO, National Agricultural Research Center for Kyushu Okinawa Region and Mr.URABE, Shinko Tokyo Co. Ltd., providing bagasse to use in this study.

### References

- Abad, M., Noguera, P., Puchades, R., Maquieira, A. and Noguera, V. 2002. Physico-chemical and chemical properties of some coconut coir dusts for use as a peat substitute for containerised ornamental plants. *Bioresource Technology* 82 : 241-245.
- Azmal, A.K.M., Marumoto, T., Shindo, H. and Nishiyama, M. 1996. Mineralization and microbial biomass formation in upland soil amended with some tropical plant residues at different temperatures. *Soil Sci. Plant Nutr.* 42 : 463-473.
- Bekku, Y., Koizumi, H., Nakadai, T. and Iwaki, H. 1995. Measurement of soil respiration using closed chamber method: An IRGA technique. *Ecological Research*. 10 : 369-373.
- Bernal, M.P., Sanchez-Monedero, M.A., Paredes, C. and Roig, A. 1998. Carbon mineralization from organic wastes at different composting stages during their incubation with soil. *Agriculture Ecosystems and Environment* 69 : 175-189.
- Bunt, A.C. 1988. Media and Mixes for Container-Grown Plants. Second ed. Unwin Hyman Ltd., London, UK (Chapter 4).
- Cheung, Y.H. and Wong M.H. 1983. Utilization of animal manures and sewage sludges for growing vegetables. *Agricultural Wastes* 5 : 63-81.
- Department of Agriculture 1982. Transferring technology of planting in rain-fed areas. National seminar report. Division of Registration, Department of Agriculture. Ministry of Agriculture and Co-operatives, Bangkok. 250\*\*.
- Department of Land Development. 2000. Land development and the problems to be solved. Ministry of Agriculture and Co-operatives, Bangkok, Thailand. 17-19.
- Devevre, O.C. and Horwath, W.R. 2000. Decomposition of rice straw and microbial carbon use efficiency under different soil temperatures and moistures. *Soil Biol. Biochem.* 32 : 1773-1785.
- Epstein, E., Keane, D.B., Meisinger, J.J. and Legg, J.O. 1978. Mineralization of nitrogen from sewage sludge and sludge compost. *J. Environ. Qual.* 7 : 217-221.
- Horiuchi, T., Umemura, M. and Mizuno, T. 1989. Study on fertilizer response of buckwheat at different altitudinal sites in Gifu prefecture. -Comparison of farmyard manure of rice straw and chemical fertilizer-. *Res. Bull. Fac. Agric. Gifu Univ.* 54 : 9-18\*\*\*.
- Jenkinson, D.S. 1988. Soil organic matter and its dynamics. In A. Wild ed., *Russell's Soil Conditions and Plant Growth*. 11<sup>th</sup> ed. Longman, London and John Wiley, New York. 564-607.

- Kawaguchi, S., Kimura, M., Nonaka, M. and Yakai, Y. 1983. Soil properties. In S. Vacharotayan and Y. Takai eds., Paddy Nitrogen Economy. NODAI Research Institute, Tokyo. 77.
- Kirschbaum, M.U.F. 1995. The temperature dependence of soil organic matter decomposition, and the effect of global warming on soil organic C storage. *Soil Biol. Biochem.* 27 : 753-760.
- Liang, J.C. 1982. The response of napier grass to animal manure and chemical fertilizer, I. Effects on dry matter yield and quality. In, Recycling Organic Matter in Asia for Fertilizer Use. Asian Productivity Organization, Tokyo. 102-103.
- May, D.A., Terman, G.L. and Duggan, J.C. 1973. Municipal compost: Effect on crop yield and soil properties. *J. Environ. Qual.* 2 : 89-92.
- Moritsuka, N., Tanaka, U., Tsunoda, M., Mtakwa, P. and Kosaki, T. 2000. Significance of plant residue management under the Matengo pit system in Mbinga district, southern Tanzania. *Jpn. J. Trop. Agr.* 44 : 130-137.
- Murwira, H.K., Kirchmann, H. and Swift, M.J. 1990. The effect of moisture on the decomposition rate of cattle manure. *Plant and Soil* 122 : 197-199.
- Naklang, K., Whitbread, A., Lefroy, R. Blair, G., Wonprasaid, S., Konboon, Y. and Suriya-arunroj, D. 1999. The management of rice straw, fertilisers and leaf litters in rice cropping systems in Northeast Thailand. *Plant and Soil* 209 : 21-28.
- Palm, C.A. and Sanchez, P.A. 1991. Nitrogen release from the leaves of some tropical legumes as affected by their lignin and polyphenolic contents. *Soil Biol. Biochem.* 23 : 83-88.
- Pintukanok, A., Fukami, M. and Wada H. 1988. Organic waste materials in Thailand. In S. Vacharotayan, S. Panichsakpatana, J. Chanchareonsook and H. Wada, eds., Sustained Soil Fertility in a Tropical Region as Affected by Organic Waste Materials with the Reference of NRCT-JSPS Cooperative Research in Thailand, Bangkok. 72-90.
- Rachen, T. 1990. Agriculture in rain-fed areas of Thailand. Department of Agronomy, Kasetsart University, Bangkok. 405\*\*.
- Rao, D.N. and Mikkelsen, D.S. 1976. Effect of rice straw incorporation on rice plant growth and nutrition. *Agro. J.* 68 : 752-755.
- Riberiro, C., Madeira, M. and Araujo, M.C. 2002. Decomposition and nutrient release from leaf litter of *Eucalyptus globules* grown under different water and nutrient regimes. *Forest Ecology and Management* 171 : 31-41.
- Sabey, B.R., Agbim, N.N. and Narstrom, D.C. 1977. Land application of sewage sludge: II Wheat growth, N content sandy soils. (I) Effects of different combination of organic wastes. In, Thailand National Corn and Sorghum Program 1975. Annual Report. Kasetsart Univ. and Dep. Agr., Bangkok. 453-463.
- Sartsanarakkit, S. 1988. Evaluation of the effects of some organic waste materials on the uses of nitrogen fertilizers on rice fields. Doctoral Thesis. Kasetsart University, Bangkok\*.
- Sicar, S.S.G. and Bhowrick, H.D. 1940. Changes in constituents of rice straw produced by microorganisms present in soil suspension under aerobic, anaerobic and water-logged conditions. *Indian J. Agric. Sci.* 10 : 119-151.
- Swift, M.J., Russell-Smith, A. and Perfect, T.J. 1981. Decomposition and mineral-nutrient dynamics of plant litter in a regenerating bush-fallow in sub-humid tropical Nigeria. *J. Ecol.* 69 : 981-995.
- Tenge, A.J., Kaihura, F.B.S., Lal, R. and Singh, B.R. 1998. Diurnal soil temperature fluctuations for different erosion classes of an oxisol at Mlingano, Tanzania. *Soil and Tillage Research* 49 : 211-217.
- Thongjoo C. 1995. Efficiency of some selected organic wastes as nitrogen fertilizer for chinese kale (*Brassica chinensis* L.) and baby corn (*Zea mays* L.) planted in Kamphaeng Saen soil series. Master Thesis. Kasetsart University, Bangkok\*.
- Tian, G., Brussaard, L. and Kang, B.T. 1995. An index for assessing the quality of plant residues and evaluating their effects on soil and crop in the (sub-) humid tropics. *Appl. Ecol.* 2 : 25-32.
- Wei, O.F., Lowery, B. and Peterson, A.E. 1985. Effect of sludge application on physical properties of a silty clay loam soil. *J. Environ. Qual.* 14 : 178-180.
- Yonebayashi, K. 1983. Organic forms of soil nitrogen. In S. Vacharotayan and Y. Takai eds., Paddy Nitrogen Economy. NODAI Research Institute, Tokyo. 79-81.

---

\* In Thai with English abstract.

\*\* In Thai (translated by the authors).

\*\*\* In Japanese with English abstract or summary.