

Research Letter

Optimal Filtering in Pilot-Aided Carrier Recovery

Arnaldo Spalvieri and Luca Barletta

Dipartimento di Eletttronica e Informazione, Politecnico di Milano, Piazza Leonardo da Vinci, 32, 20133 Milano, Italy

Correspondence should be addressed to Luca Barletta, barletta@elet.polimi.it

Received 8 April 2009; Accepted 22 June 2009

Recommended by J. Fiorina

The paper deals with carrier recovery based on pilot symbols in single-carrier systems. Wiener's method is used to determine the optimal unconstrained filter in estimation of phase noise assuming that a sequence of equally spaced pilot symbols is available. Our analysis allows to capture two effects that are not considered in the existing literature: the impact of aliasing due to sampling of the phase noise sequence at the pilot rate and the cyclostationary nature of the estimate hence of its performance. Experimental results are derived also for the case, where the filter is constrained to the cascade of two moving averages. These results show that, in the considered example, the mean-square phase error of the constrained filter is within 0.35 dB from the MSE of the optimal filter.

Copyright © 2009 A. Spalvieri and L. Barletta. This is an open access article distributed under the Creative Commons Attribution License, which permits unrestricted use, distribution, and reproduction in any medium, provided the original work is properly cited.

1. Introduction

The performance of single-carrier microwave radio systems operating at high spectral efficiency is often limited by the phase noise introduced by local oscillators that generate the sinusoid used for up/down-conversion. As the number of constellation points grows, the S-curve of the conventional decision-directed phase detector used in carrier recovery based on phase-locked loop becomes narrow and narrow. As a consequence, the receiver becomes less and less able to recover the phase noise that affects the incoming carrier, up to the appearance of the phenomenon of cycle slip, that definitively degrades performance. To overcome this limit, pilot symbols can be periodically introduced in the data sequence to improve the robustness of the receiver in estimating the carrier phase, as proposed in [1] for synchronous transmission systems. In [2] the influence of the pilot pattern in burst transmission is investigated. Pilot symbols have proven their usefulness also in iterative joint decoding and synchronization [3, 4].

In the present paper, we consider the optimization of the filter that produces the phase estimate at symbol rate from the noisy observation of the phase noise at pilot rate. One crucial point in pilot-aided carrier recovery is the design of the pilot rate. The pilot rate should be kept as small as possible to maintain low the overhead due to the pilot symbols. However, a too small pilot rate induces

substantial aliasing in the sequence of sampled phase noise, compromising the performance of carrier recovery. The novelty of the present contribution is the consideration of aliasing in the design of the carrier recovery mechanism and in the evaluation of its performance.

The paper is organized as follows. In Section 2 the system model is introduced, and the performance of the system is defined. In Section 3 the optimal pilot filter is derived by optimizing the performance criterion introduced in the previous section, and the performance is analyzed. In Section 4 simulation results are presented together with the results coming from the analysis for the case where the phase noise is modelled as random phase walk. In Section 5 conclusion is drawn.

2. System Model and Problem Statement

Consider a passband signal of power P embedded in white noise of two-sided power spectral density $N_0/2$. We assume that the frequency of the carrier of the passband signal is known and therefore that the signal can be down-converted around $f = 0$. We also assume that perfect symbol timing is available and that the received signal is free of intersymbol interference. Let

$$x(k) = a(k)e^{j\theta(k)} + w(k) \quad (1)$$

be the k th element of the sequence obtained after sampling at symbol frequency. In the above equation, $\{a(k)\}$ is the data sequence that includes payload symbols and pilot symbols, j is the complex unit, $\{\theta(k)\}$ is the random sequence of samples of the phase of the free-running oscillator, and $\{w(k)\}$ is the complex envelope of the sequence of samples of white channel noise. Independency between data, phase noise, and channel noise is assumed. We assume that the baseband signal is scaled in such a way that the data sequence $\{a(i)\}$ has zero mean and unit variance, and that the power of the zero-mean complex white noise $\{w(k)\}$ is

$$E\{|w(k)|^2\} = \frac{1}{\text{SNR}}, \quad (2)$$

where

$$\text{SNR} = \frac{PT}{N_0} \quad (3)$$

is the channel signal-to-noise ratio, with T^{-1} being the symbol rate. The random sequence $\{\theta(k)\}$ is a real-valued stationary random sequence of phase noise characterized by the power spectral density $\Psi(f)$. Suppose that the pilot symbols have unit amplitude, and that the pilot rate is $(MT)^{-1}$, meaning that one pilot symbol is inserted after $M - 1$ payload symbols. Without loosing generality, we assume that the i th pilot symbol occurs at time iM .

Using the pilot symbols the receiver produces the zero-padded sequence

$$\{e^{j\theta(kM)} + w'(kM)\}, \quad (4)$$

where $w'(kM)$ is complex AWGN statistically equivalent to $w(kM)$. The pilot filter is optimized by assuming that its input is the phase sequence

$$y(kM) = \theta(kM) + n(kM), \quad (5)$$

where $n(kM)$ is real AWGN with zero mean and power

$$E\{n^2(kM)\} = \frac{1}{2 \cdot \text{SNR}}. \quad (6)$$

The estimate of the phase sequence produced by the pilot filter is

$$\hat{\theta}(m) = \sum_i y(iM)h(m - iM), \quad (7)$$

where $\{h(i)\}$ is the impulse response of the pilot filter, that is hereafter assumed to be noncausal and of unconstrained duration. The criterion that we adopt to design the pilot filter is the minimization of the mean-square (phase) error (MSE):

$$\text{MSE}_m = E\left\{\left(\theta(m) - \hat{\theta}(m)\right)^2\right\}. \quad (8)$$

Note that the sequence $\hat{\theta}(m)$ is cyclostationary with period M , therefore

$$\begin{aligned} & E\left\{\left(\theta(m) - \hat{\theta}(m)\right)^2\right\} \\ &= E\left\{\left(\theta(m + lM) - \hat{\theta}(m + lM)\right)^2\right\}, \quad \forall l. \end{aligned} \quad (9)$$

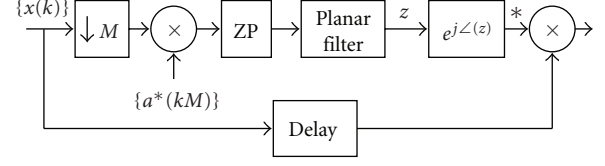


FIGURE 1: Block diagram of carrier recovery. The block ZP produces a zero-padded sequence at symbol rate by introducing $M - 1$ zeros between two successive samples at pilot rate. After the ZP block the system works at symbol rate.

In view of the above periodicity, in what follows we will restrict our attention to

$$m = 0, 1, \dots, M - 1. \quad (10)$$

Also, in what follows we will use index m to indicate the M phases of the cycle, and, anywhere m occurs, it is understood that that equation should be considered for the values of m of (10).

A remark about the implementation of the pilot filter is in order. A common approach in feedforward synchronization is that of *planar* filtering. In planar filtering, the complex envelope (4) is filtered in place of its phase. The angle $\hat{\theta}(t)$ is then extracted from the filtered complex envelope. An example of this approach can be found in the paper by A. J. Viterbi and A. M. Viterbi [5]. One prefers not to extract the phase from the unfiltered complex envelope because extraction is subject to errors in phase unwrapping, with the errors being caused by the large power of the unfiltered noise that affects the unfiltered complex envelope. It should be observed that, when the complex envelope (4) is narrowband frequency modulation plus noise, filtering the complex envelope by a given transfer function and then extracting the angle produce virtually the same result as filtering the unwrapped phase through the same transfer function. In other words, when (4) is narrowband frequency modulation plus noise, the optimized phase transfer function can be used for the transfer function of the filter that receives at its input the complex envelope, virtually without loosing optimality. This observation is motivated by the classical result, that can be found in Middleton [6], that narrowband frequency modulation approximates the cascade of integration in time domain of the frequency modulating signal and amplitude modulation. Hence narrowband frequency modulation can be treated as amplitude modulation, with the modulating signal being $\theta(t)$. The block diagram of the system based on planar filtering is shown in Figure 1.

3. Optimal Pilot Filter

Given a discrete-time sequence $\{s(k)\}$ whose spectrum is

$$S(f) = \sum_k s(k)e^{-j2\pi kfT}, \quad (11)$$

define the spectra of the down-sampled sequences over M phases

$$S_m(f) = \sum_k s(m+kM)e^{-j2\pi(m+kM)fT}. \quad (12)$$

The following properties of $S_m(f)$ will be used in what follows.

(i) $S_m(f - n(MT)^{-1})$ is determined from $S_m(f)$ as

$$S_m\left(f - \frac{n}{MT}\right) = S_m(f)e^{j(2\pi nm/M)}. \quad (13)$$

(ii) From (13) we see that $|S_m(f)|^2$ is periodic with period $(MT)^{-1}$,

$$|S_m(f)|^2 = \left|S_m\left(f - \frac{n}{MT}\right)\right|^2, \quad \forall n. \quad (14)$$

(iii) $S_m(f)$ can be obtained by folding $S(f)$ as

$$S_m(f) = \frac{1}{M} \sum_{i=0}^{M-1} S\left(f - \frac{i}{MT}\right)e^{-j(2\pi mi/M)}. \quad (15)$$

(iv) For $m = 0$, from (15) one gets

$$\int_0^{T-1} S(f)df = M \int_0^{(MT)^{-1}} S_0(f)df. \quad (16)$$

Let

$$H_m(f) = \sum_k h(m+kM)e^{-j2\pi(m+kM)fT}, \quad (17)$$

and let

$$H(f) = \sum_{i=0}^{M-1} H_i(f) \quad (18)$$

indicate the frequency response of the pilot filter. Since each of the M phases of the down-sampled sequence is a stationary sequence, one can apply the classical result for the stationary MSE (see, e.g., [7]) to each of the M phases

$$\begin{aligned} \text{MSE}_m = T \int_0^{T-1} \Psi(f) |1 - H_m(f)|^2 df \\ + T \int_0^{T-1} \frac{|H_m(f)|^2}{2 \cdot \text{SNR}} df. \end{aligned} \quad (19)$$

The first term in the right-hand side of the above equation is due to the high-frequency components of phase noise that are rejected by the filter, hence that are not recovered by the estimate. The second term is due to the white additive noise that passes through the filter. Filter design should optimize the compromise between the two terms. Specifically, large bandwidth is desired in order to keep small the first term, while narrow bandwidth is desired in order to keep small the second term.

The complex exponentials appearing in (15) form an orthogonal basis

$$\begin{aligned} \int_0^{T-1} \Psi(f) H_m^*(f) df &= \int_0^{T-1} \Psi_m(f) H_m^*(f) df \\ &= M \int_0^{(MT)^{-1}} \Psi_m(f) H_m^*(f) df. \end{aligned} \quad (20)$$

Using the above equality together with (16) and (14) the MSE (19) is written as

$$\begin{aligned} \text{MSE}_m = MT \int_0^{(MT)^{-1}} \left(\Psi_0(f) \left(1 + |H_m(f)|^2 \right) \right. \\ \left. + -2\Re\{\Psi_m(f) H_m^*(f)\} \right. \\ \left. + \frac{|H_m(f)|^2}{2 \cdot \text{SNR}} \right) df. \end{aligned} \quad (21)$$

Setting to zero the derivative of (21) with respect to $H_m(f)$ in the range $0 \leq f < (MT)^{-1}$ one gets the solution

$$H_m(f) = \frac{\Psi_m(f)}{\Psi_0(f) + (2 \cdot \text{SNR})^{-1}}, \quad 0 \leq f < (MT)^{-1}. \quad (22)$$

By using (13) we see that the restriction can be removed, getting

$$H_m(f) = \frac{\Psi_m(f)}{\Psi_0(f) + (2 \cdot \text{SNR})^{-1}}. \quad (23)$$

Substituting the optimal filter into (21), the m th MSE is easily seen to be

$$\text{MSE}_m = MT \int_0^{(MT)^{-1}} S_m(f) df, \quad (24)$$

where

$$S_m(f) = \Psi_0(f) \left(1 - \frac{|\Psi_m(f)|^2}{|\Psi_0(f)|^2 + (2 \cdot \text{SNR})^{-1} \Psi_0(f)} \right). \quad (25)$$

4. Numerical Results

The model of phase noise considered in this section is the popular *random phase walk*

$$\theta(k) = \theta(k-1) + \gamma(k), \quad (26)$$

where $\{\gamma(k)\}$ is white noise with zero mean and variance σ^2 . The power spectral density of phase noise is

$$\Psi(f) = \frac{\sigma^2}{(1 - e^{j2\pi fT})(1 - e^{-j2\pi fT})}. \quad (27)$$

To derive specific results, we put $\sigma = 0.3^\circ$, that is, $\sigma = 5.23 \cdot 10^{-3}$ radians. This is the experimental setting used in [4] to characterize carrier recovery in a system operating at high spectral efficiency, hence at high channel SNR.

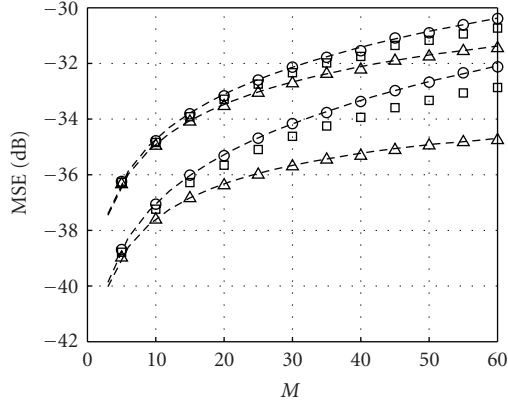


FIGURE 2: MSE versus M for SNR = 25 dB (upper family of curves) and SNR = 30 dB. Dashed lines: computed minimum and maximum MSE_m . Squares: simulation of the mean MSE. Circles: simulation of the maximum MSE_m . Triangles: simulation of the minimum MSE_m .

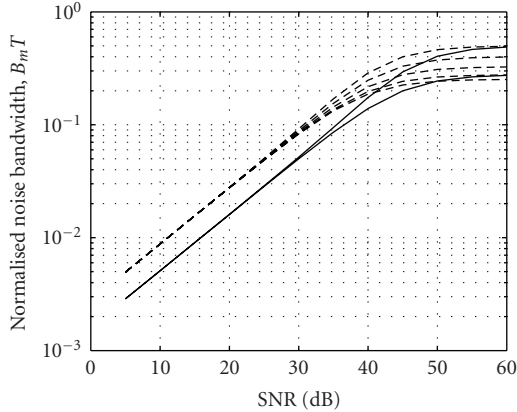


FIGURE 3: Normalized noise bandwidth of the M subfilters versus SNR for two values of M . Solid lines: $M = 3$. Dashed lines: $M = 9$.

Figure 2 shows two families of curves corresponding to two values of SNR. For each family, in the figure are shown the computed and the simulated minimum and maximum MSE and the simulated mean value of MSE versus pilot spacing M . The mean value of MSE is defined as

$$\frac{1}{M} \sum_{m=0}^{M-1} \text{MSE}_m. \quad (28)$$

The gap between the maxima and the minima of the MSE is due to the cyclostationary nature of the sequence $\{\hat{\theta}(k)\}$, which is obtained by filtering a zero-padded sequence. The minimum inside the period M occurs for $m = 0$, which indicates the estimate of phase noise at the time instant where the pilot symbol occurs. The maximum occurs for

$$m = \left\lfloor \frac{M}{2} \right\rfloor, \quad (29)$$

where $\lfloor x \rfloor$ indicates the integer part of x . The above m is the maximum time distance between the estimate of phase noise

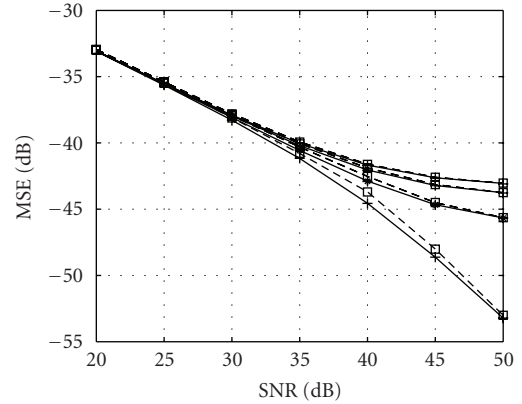


FIGURE 4: MSE versus SNR. Solid line: computed optimal filter. Dashed line: computed suboptimal filter. Crosses: simulation, optimal filter. Squares: simulation, suboptimal filter.

and the closer pilot symbol. As expected, the gap grows with the pilot spacing M . Also, the gap grows with the SNR, since the larger is the SNR, the larger is the influence of phase noise on system performance compared to the influence of the channel SNR.

Figure 3 shows the normalized noise bandwidth of the m th subfilter, defined as

$$B_m T = MT \int_0^{1/2MT} |H_m(f)|^2 df, \quad (30)$$

versus SNR, for $M = 3$ and $M = 9$. The noise bandwidth increases with SNR and with the pilot spacing M . The increase of the noise bandwidth with SNR is due to the optimization of the compromise between the two terms appearing in the right side of (19). Specifically, at high SNR the compromise between the two mentioned terms is optimized by a filter with large bandwidth. The increase of the noise bandwidth with M is explained by noting that the spectral effect of the time spacing M between to successive pilot symbols is that of folding M times the spectrum of channel noise. Since the noise bandwidth is a measure of the channel noise that passes through the filter, one expects that, due to aliasing, the noise bandwidth increases with M . Also, from the figure one appreciates that the difference between subfilter bandwidths becomes nonnegligible for $B_m T > 10^{-1}$, independently of M and SNR.

In Figure 4 it is shown the family of curves $\{\text{MSE}_m\}$, with $M = 7$, versus channel SNR. For comparison it is also shown $\{\text{MSE}_m\}$ for a suboptimal FIR pilot filter obtained by cascading two moving averages, each one of duration NM samples. The impulse response of the suboptimal filter has the following triangular shape:

$$h(k) = \begin{cases} \frac{1}{MN^2}(MN - |k|), & |k| < NM, \\ 0, & |k| \geq NM. \end{cases} \quad (31)$$

Figure 5 shows the impulse response of the optimal pilot filter for $M = 7$ and SNR = 35 dB along with the impulse response of the best suboptimal FIR pilot filter.

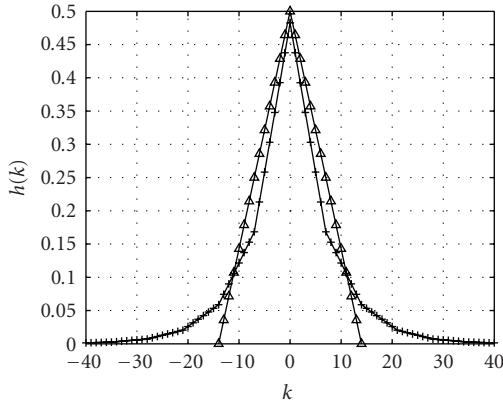


FIGURE 5: Impulse response of the planar filter for $M = 7$, $\text{SNR} = 35$ dB. Crosses: optimal filter. Triangles: suboptimal filter ($N = 2$).

The parameter N used to derive the results of Figure 4 is optimized by computing (19) for several values of N and for all the values of m between 0 and $M - 1$, then by taking the N that optimizes the mean MSE. Disregarding the case $m = 0$, that corresponds to estimating the phase noise at the time instant where the pilot symbol occurs, the performance loss of the suboptimal filter is within 0.35 dB ($m = 1$, $\text{SNR} = 40$ dB) from the performance of the optimal filter.

5. Conclusion

The performance of pilot-aided carrier recovery has been analyzed, and the optimal planar filter has been derived taking aliasing into account. The main contribution of the paper is that of having captured the important role of aliasing in the design of pilot rate. Compared to the previous literature [1], our analysis also puts light on the cyclostationary nature of the recovered phase, which becomes substantial when aliasing is nonnegligible, that is, at high SNR and for low pilot rate. Simulation results, obtained for the case where phase noise is modelled as random phase walk, confirm the theory. Also, the results presented in the paper show that the performance of a suboptimal filter obtained by cascading two moving averages is close to that of the optimal filter in cases of practical interest.

References

- [1] V. Simon, A. Senst, M. Speth, and H. Meyr, "Phase noise estimation via adapted interpolation," in *Proceedings of the IEEE Global Telecommunications Conference (GLOBECOM '01)*, vol. 6, pp. 3297–3301, November 2001.
- [2] J. Bhatti and M. Moeneclaey, "Influence of pilot symbol configuration on data-aided phase noise estimation from a DCT basis expansion," in *Proceedings of the IEEE International Networking and Communications Conference (INCC '08)*, pp. 79–84, May 2008.
- [3] S. Godtmann, N. Hadaschik, A. Pollok, G. Ascheid, and H. Meyr, "Iterative code-aided phase noise synchronization based on the LMMSE criterion," in *Proceedings of the IEEE Workshop on Signal Processing Advances in Wireless Communications (SPAWC '07)*, pp. 1–5, June 2007.
- [4] G. Colavolpe, A. Barbieri, and G. Caire, "Algorithms for iterative decoding in the presence of strong phase noise," *IEEE Journal on Selected Areas in Communications*, vol. 23, no. 9, pp. 1748–1757, 2005.
- [5] A. J. Viterbi and A. M. Viterbi, "Nonlinear estimation of PSK-modulated carrier phase with application to burst digital transmission," *IEEE Transactions on Information Theory*, vol. 29, no. 4, pp. 543–551, 1983.
- [6] D. Middleton, *Introduction to Statistical Communication Theory*, McGraw-Hill, New York, NY, USA, 1960.
- [7] U. Mengali and A. N. D'Andrea, *Synchronization Techniques for Digital Receivers*, Plenum Press, New York, NY, USA, 1997.

Special Issue on Interference Management in Wireless Communication Systems: Theory and Applications

Call for Papers

Interference is a fundamental nature of wireless communication systems, in which multiple transmissions often take place simultaneously over a common communication medium. In recent years, there has been a rapidly growing interest in developing reliable and spectral efficient wireless communication systems. One primary challenge in such a development is how to deal with the interference, which may substantially limit the reliability and the throughput of a wireless communication system. In most existing wireless communication systems, interference is dealt with by coordinating users to orthogonalize their transmissions in time or frequency, or by increasing transmission power and treating each other's interference as noise. Over the past twenty years, a number of sophisticated receiver designs, for example, multiuser detection, have been proposed for interference suppression under various settings. Recently, the paradigm has shifted to focus on how to intelligently exploit the knowledge and/or the structure of interference to achieve improved reliability and throughput of wireless communication systems.

This special issue aims to bring together state-of-the-art research contributions and practical implementations that effectively manage interference in wireless communication systems. Original contributions in all areas related to interference management for wireless communication systems are solicited for this special issue. We are particularly interested in manuscripts that report the latest development on interference channels or cognitive radio channels from the perspectives of information theory, signal processing, and coding theory. Topics of interest include, but are not limited to:

- Information theoretic study of interference channels or cognitive radio channels
- Game theoretical approach to interference management in wireless networks
- Cooperative wireless communication systems
- Relaying in interference networks
- Advanced coding schemes for interference/cognitive radio channels
- Interference channels with confidentiality requirement
- Femtocell networks

- Signal processing algorithms for interference mitigation
- Receiver designs for interference channels or cognitive radio channels
- MIMO interference channels or MIMO cognitive radio channels
- Base station cooperation for interference mitigation
- Network coding for interference channels or cognitive radio channels
- Resource allocation for interference management

Before submission authors should carefully read over the journal's Author Guidelines, which are located at <http://www.hindawi.com/journals/wcn/guidelines.html>. Prospective authors should submit an electronic copy of their complete manuscript through the journal Manuscript Tracking System at <http://mts.hindawi.com/> according to the following timetable:

Manuscript Due	November 1, 2009
First Round of Reviews	February 1, 2010
Publication Date	June 1, 2010

Lead Guest Editor

Yan Xin, NEC Laboratories America, Inc., Princeton, NJ 08540, USA; yanxin@nec-labs.com

Guest Editors

Xiaodong Wang, Electrical Engineering Department, Columbia University, New York, NY 10027, USA; wangx@ee.columbia.edu

Geert Leus, Faculty of Electrical Engineering, Mathematics and Computer Science, Delft University of Technology, Mekelweg 4, 2628 CD Delft, The Netherlands; g.j.t.leus@tudelft.nl

Guosen Yue, NEC Laboratories America, Inc., Princeton, NJ 08540, USA; yueg@nec-labs.com

Jinhua Jiang, Department of Electrical Engineering, Stanford University Stanford, CA 94305, USA; jhjiang@stanford.edu

Special Issue on Advances in Quality and Performance Assessment for Future Wireless Communication Services

Call for Papers

Wireless communication services are evolving rapidly in tandem with developments and vast growth of heterogeneous wireless access and network infrastructures and their potential. Many new, next-generation, and advanced future services are being conceived. New ideas and innovation in performance and QoS, and their assessment, are vital to the success of these developments. These should be open and transparent, with not only network-provider-driven but also service-provider-driven and especially user-driven, options on management and control to facilitate always best connected and served (ABC&S), in whatever way this is perceived by the different stake holders. To wireless communication services suppliers and users, alike the complexity and integrability of the immense, diverse, heterogeneous wireless networks' infrastructure should add real benefits and always appear as an attractive user-friendly wireless services enabler, as a wireless services performance enhancer and as a stimulant to wireless services innovation. Effecting the integration of services over a converged IP platform supported by this diverse and heterogeneous wireless infrastructure presents immense QoS and traffic engineering challenges. Within this context, a special issue is planned to address questions, advances, and innovations in quality and performance assessment in heterogeneous wireless service delivery.

Topics of interest include, but are not limited to:

- Performance evaluation and traffic modelling
- Performance assessments and techniques at system/flow level, packet level, and link level
- Multimedia and heterogeneous service integration-performance issues, tradeoffs, user-perceived QoS, and quality of experience
- Network planning; capacity; scaling; and dimensioning
- Performance assessment, management, control, and solutions: user-driven; service-provider-driven; network-provider-driven; subscriber-centric and consumer-centric business model dependency issues
- Wireless services in support of performance assessment, management, and control of multimedia service delivery
- Performance management and assessment in user-driven live-access network change and network-driven internetwork call handovers
- Subscriber-centric and consumer-centric business model dependency issues for performance management, control, and solutions
- Simulations and testbeds

Before submission, authors should carefully read over the journal's Author Guidelines, which are located at <http://www.hindawi.com/journals/wcn/guidelines.html>. Prospective authors should submit an electronic copy of their complete manuscript through the journal Manuscript Tracking System at <http://mts.hindawi.com/>, according to the following timetable:

Manuscript Due	August 1, 2009
First Round of Reviews	November 1, 2009
Publication Date	February 1, 2010

Lead Guest Editor

Máirtín O'Droma, Telecommunications Research Centre, University of Limerick, Ireland; mairtin.odroma@ul.ie

Guest Editors

Markus Rupp, Institute of Communications and Radio-Frequency Engineering, Vienna University of Technology, Gusshausstrasse 25/389, 1040 Vienna, Austria; mrupp@nt.tuwien.ac.at

Yevgeni Koucheryavy, Department of Communication Engineering, Tampere University of Technology, Korkeakoulunkatu 10, 33720 Tampere, Finland; yk@cs.tut.fi

Andreas Kessler, Computer Science Department, University of Karlstad, Universitetsgatan, 65188 Karlstad, Sweden; kassler@ieee.org

Special Issue on Theoretical and Algorithmic Foundations of Wireless Ad Hoc and Sensor Networks

Call for Papers

This special issue is devoted to distributed algorithms and theoretical methods in the context of wireless ad hoc and sensor networks. Recent research in mobile ad hoc networks and wireless sensor networks raises a number of interesting, and difficult, theoretical and algorithmic issues. While much work has been done in protocol and system design, simulation, and experimental study for wireless ad hoc and sensor networks, the theoretical research, however, falls short of the expectation of the future networking deployment. The needs to push the theoretical research forward for a deeper understanding about wireless ad hoc and sensor networking and to foster cooperation among networking researchers and theoreticians establish the motivation behind this special issue.

The objective of this special issue is to gather recent advances in the areas of wireless ad hoc and sensor networks, with a focus on theoretical and algorithmic aspect. In particular, it will concentrate on distributed algorithms, randomized algorithms, analysis and modeling, optimizations, and theoretical methods in design and analysis of networking protocol (at link layer or network layer) for wireless ad hoc and sensor networks. Specific topics for this special issue dedicated to theoretical and algorithmic foundations include but are not limited to:

- Channel assignment and management
- Distributed and localized algorithms
- Dynamic and random networks
- Dynamic graph algorithms
- Energy conservation methods
- Localization and location tracking
- Mechanism design and game theory
- Modeling and complexity analysis
- Routing, multicast, and broadcast
- Scheduling and synchronization
- Throughput optimization and capacity

Before submission, authors should carefully read over the journal's Author Guidelines, which are located at <http://www.hindawi.com/journals/wcn/guidelines.html>. Prospective authors should submit an electronic copy of their complete

manuscript through the journal Manuscript Tracking System at <http://mts.hindawi.com/>, according to the following timetable:

Manuscript Due	November 1, 2009
First Round of Reviews	February 1, 2010
Publication Date	May 1, 2010

Lead Guest Editor

Yu Wang, Department of Computer Science, University of North Carolina at Charlotte, Charlotte, NC 28223, USA; yu.wang@uncc.edu

Guest Editors

Xinbing Wang, Department of Electronic Engineering, Shanghai Jiaotong University, Shanghai 200240, China; xwang8@sjtu.edu.cn

Ping Ji, Department of Mathematics and Computer Science, John Jay College of Criminal Justice, City University of New York, New York, NY 10019, USA; pji@jjay.cuny.edu

Peter Müller, IBM Zurich Research Laboratory, 8803 Rüschlikon, Switzerland; pmu@zurich.ibm.com

Xiaohua Jia, Department of Computer Science, City University of Hong Kong, Kowloon, Hong Kong; csjia@cityu.edu.hk

Athanasios Vasilakos, Department of Computer and Telecommunications Engineering, University of Western Macedonia, Greece; vasilako@ath.forthnet.gr