

The maximum of Brownian motion minus a parabola

Piet Groeneboom

*Delft University of Technology, Mekelweg 4, 2628 CD Delft, The Netherlands,
p.groeneboom@tudelft.nl; http://dutiosc.twi.tudelft.nl/~pietg/*

Submitted: 10-5-2010. Accepted: 10-5-2010

Abstract

We derive a simple integral representation for the distribution of the maximum of Brownian motion minus a parabola, which can be used for computing the density and moments of the distribution, both for one-sided and two-sided Brownian motion.

1 Introduction

It is the purpose of this note to show how one can easily obtain information on properties of the distribution of the maximum of Brownian motion minus a parabola from GROENEBOOM (1989). In fact, Corollary 3.1 in that paper gives the joint distribution of both the maximum and the location of the maximum. In the latter paper most attention is on the distribution of the *location* of the maximum, which is derived from this corollary. The reason for the emphasis on the distribution of the location of the maximum is that this distribution very often occurs as limit distribution in the context of isotonic regression; one could say that it is a kind of “normal distribution” in that context. But one can of course also derive the distribution of the maximum itself from this corollary and at the same time deduce numerical information, as will be shown below.

Numerical information on the density, quantiles and moments of the location of the maximum is given in GROENEBOOM AND WELLNER (2001), which in turn relies on section 4 of GROENEBOOM (1985).

2 Representations of the distribution of the maximum

Let F_c be the distribution function of the maximum of $W(t) - ct^2$, $t \geq 0$, where W is one-sided Brownian motion (in standard scale and without drift). Then, according to Theorem 3.1 of GROENEBOOM (1989), F_c has the representation

$$F_c(x) = \psi_{x,c}(0), \quad (2.1)$$

where the function $\psi_{x,c} : \mathbb{R} \rightarrow \mathbb{R}_+$ has Fourier transform

$$\hat{\psi}_{x,c}(l) = \int_{-\infty}^{\infty} e^{ils} \psi_{x,c}(s) ds = \frac{\pi \{ \text{Ai}(i\xi) \text{Bi}(i\xi + z) - \text{Bi}(i\xi) \text{Ai}(i\xi + z) \}}{(2c^2)^{1/3} \text{Ai}(i\xi)}, \quad (2.2)$$

MSC 2010 subject classifications. 60J65,60J75

Key words and phrases. Brownian motion, parabolic drift, maximum, Airy functions

and where $\xi = (2c^2)^{-1/3}l$, and $z = (4c)^{1/3}x$. It follows that the corresponding density f_c has the representation

$$f_c(x) = \phi_{x,c}(0) \stackrel{\text{def}}{=} \frac{\partial}{\partial x} \psi_{x,c}(0), \quad (2.3)$$

where $\phi_{x,c}$ has Fourier transform

$$\hat{\phi}_{x,c}(l) = \int_{-\infty}^{\infty} e^{ils} \phi_{x,c}(s) ds = \frac{\pi(4c)^{1/3} \{ \text{Ai}(i\xi) \text{Bi}'(i\xi + z) - \text{Bi}(i\xi) \text{Ai}'(i\xi + z) \}}{(2c^2)^{1/3} \text{Ai}(i\xi)}, \quad (2.4)$$

The (symmetric) density g_c of the maximum M of $W(t) - ct^2$, $t \in \mathbb{R}$, where W is *two-sided* Brownian motion, originating from zero, therefore has the representation

$$g_c(x) = 2f_c(x)F_c(x) = 2\phi_{x,c}(0)\psi_{x,c}(0) = \frac{1}{2\pi^2} \int_{-\infty}^{\infty} \hat{\psi}_{x,c}(u) du \int_{-\infty}^{\infty} \hat{\phi}_{x,c}(u) du, \quad x > 0, \quad (2.5)$$

since the distribution function of M is the maximum of the two maxima one gets to the right and to the left of zero. Note that these two maxima are independent, since two-sided Brownian motion is started independently to the right and to the left, starting at zero. It is also obvious that these two maxima have the same distribution. Interestingly, the situation is more complicated for the *location* of the maximum!

Note that this gives the complete characterization of the distribution of the maximum of Brownian motion with parabolic drift. The purpose of this note, however, is to show how one can deduce useful numerical information from this.

The two fundamental solutions of the Airy differential equation are Ai and Bi which are unbounded on different regions of the complex plane. For the purpose of computing moments, etc., it is easier to only work with the solution Ai, so we want to get rid of Bi. To this end we simply use Cauchy's formula.

We have the following lemma.

Lemma 2.1 *Let N_c be defined by*

$$N_c = \max_{x \geq 0} \{W(x) - cx^2\},$$

So N_c is the maximum for the one-sided case. Then the distribution function $F_c = F_{N_c}$ of N_c is given by:

$$F_c(x) = 1 - \int_{(4c)^{1/3}x}^{\infty} \text{Ai}(u) du - 2 \text{Re} \left\{ e^{-i\pi/6} \int_0^{\infty} \frac{\text{Ai}(e^{-i\pi/6}u) \text{Ai}(iu + (4c)^{1/3}x)}{\text{Ai}(iu)} du \right\}, \quad x > 0.$$

One can use this representation to compute the distribution function F_c in one line in, for example, Mathematica, and the result of this computation is shown below in Figure 1, where we take $c = 1/2$.

Proof of Lemma 2.1. After the change of variables $u = (2c^2)^{-1/3}\xi$ we get for the corresponding distribution function F_c , still taking $z = (4c)^{1/3}x$,

$$F_c(x) = \frac{1}{2} \int_{-\infty}^{\infty} \frac{\{ \text{Ai}(iu) \text{Bi}(iu + z) - \text{Bi}(iu) \text{Ai}(iu + z) \}}{\text{Ai}(iu)} du. \quad (2.6)$$

Using

$$\text{Bi}(z) = i\text{Ai}(z) - 2ie^{\pi i/3} \text{Ai}(ze^{-2\pi i/3}),$$

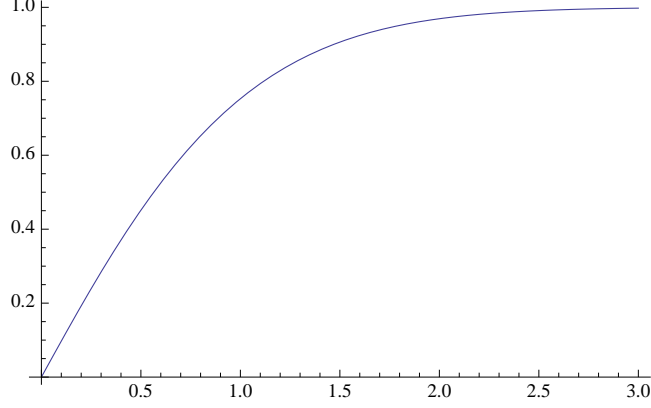


Figure 1: The distribution function F_{N_c} , for $c = 1/2$.

which is 10.4.9 in ABRAMOWITZ AND STEGUN (1964), we can write:

$$\begin{aligned} & \frac{1}{2} \int_0^\infty \frac{\{\text{Ai}(iu)\text{Bi}(iu+z) - \text{Bi}(iu)\text{Ai}(iu+z)\}}{\text{Ai}(iu)} du \\ &= e^{-i\pi/6} \int_0^\infty \text{Ai}\left(e^{-i\pi/6}u + ze^{-2i\pi/3}\right) du - e^{-i\pi/6} \int_0^\infty \frac{\text{Ai}\left(e^{-i\pi/6}u\right) \text{Ai}(iu+z)}{\text{Ai}(iu)} du. \end{aligned} \quad (2.7)$$

By Cauchy's formula we can reduce the first integral on the right-hand side of (2.7) to:

$$\int_0^\infty \text{Ai}\left(u + ze^{-2i\pi/3}\right) du. \quad (2.8)$$

Differentiation w.r.t. z yields:

$$e^{-2i\pi/3} \int_0^\infty \text{Ai}'\left(u + ze^{-2i\pi/3}\right) du = -e^{-2i\pi/3} \text{Ai}\left(ze^{-2i\pi/3}\right).$$

We similarly have:

$$\begin{aligned} & \frac{1}{2} \int_{-\infty}^0 \frac{\{\text{Ai}(iu)\text{Bi}(iu+z) - \text{Bi}(iu)\text{Ai}(iu+z)\}}{\text{Ai}(iu)} du \\ &= e^{i\pi/6} \int_0^\infty \text{Ai}\left(e^{i\pi/6}u + ze^{2i\pi/3}\right) du - e^{i\pi/6} \int_0^\infty \frac{\text{Ai}\left(e^{i\pi/6}u\right) \text{Ai}(-iu+z)}{\text{Ai}(-iu)} du. \end{aligned} \quad (2.9)$$

Again using Cauchy's formula we can reduce the first integral on the right-hand side of (2.9) to:

$$\int_0^\infty \text{Ai}\left(u + ze^{2i\pi/3}\right) du. \quad (2.10)$$

Differentiation w.r.t. z yields:

$$e^{2i\pi/3} \int_0^\infty \text{Ai}'\left(u + ze^{2i\pi/3}\right) du = -e^{2i\pi/3} \text{Ai}\left(ze^{2i\pi/3}\right).$$

So the derivative w.r.t. z of the sum of the two integrals (2.8) and (2.10) is given by

$$-e^{-2i\pi/3} \text{Ai}\left(ze^{-2i\pi/3}\right) - e^{2i\pi/3} \text{Ai}\left(ze^{2i\pi/3}\right) = \text{Ai}(z). \quad (2.11)$$

For the latter relation, see (10.4.7) in ABRAMOWITZ AND STEGUN (1964).

So we get:

$$\int_0^\infty \text{Ai}\left(u + ze^{-2i\pi/3}\right) du + \int_0^\infty \text{Ai}\left(u + ze^{2i\pi/3}\right) du = \int_0^z \text{Ai}(u) du + k, \quad (2.12)$$

for some constant k . For $z = 0$ we get:

$$\int_0^\infty \text{Ai}(u) du + \int_0^\infty \text{Ai}(u) du = 2 \int_0^\infty \text{Ai}(u) du = k = 2/3.$$

Hence $k = 2/3$ and

$$\begin{aligned} \int_0^\infty \text{Ai}\left(u + ze^{-2i\pi/3}\right) du + \int_0^\infty \text{Ai}\left(u + ze^{2i\pi/3}\right) du &= \int_0^z \text{Ai}(u) du + 2/3 \\ &= 1 - \int_z^\infty \text{Ai}(u) du. \end{aligned} \quad (2.13)$$

Note that this implies:

$$\lim_{z \rightarrow \infty} \left\{ \int_0^\infty \text{Ai}\left(u + ze^{-2i\pi/3}\right) du + \int_0^\infty \text{Ai}\left(u + ze^{2i\pi/3}\right) du \right\} = 1. \quad (2.14)$$

The second term is given by

$$\begin{aligned} &-e^{-i\pi/6} \int_0^\infty \frac{\text{Ai}\left(e^{-i\pi/6}u\right) \text{Ai}(iu + z)}{\text{Ai}(iu)} du - e^{i\pi/6} \int_0^\infty \frac{\text{Ai}\left(e^{i\pi/6}u\right) \text{Ai}(-iu + z)}{\text{Ai}(-iu)} du \\ &= -2\text{Re} \left\{ e^{-i\pi/6} \int_0^\infty \frac{\text{Ai}\left(e^{-i\pi/6}u\right) \text{Ai}(iu + z)}{\text{Ai}(iu)} du \right\}. \end{aligned} \quad (2.15)$$

□

Corollary 2.1 *The density of N_c is given by:*

$$f_c(x) = (4c)^{1/3} \left\{ \text{Ai}\left((4c)^{1/3}x\right) - 2\text{Re} \left(e^{-i\pi/6} \int_0^\infty \frac{\text{Ai}\left(e^{-i\pi/6}u\right) \text{Ai}'(iu + (4c)^{1/3}x)}{\text{Ai}(iu)} du \right) \right\}, \quad x > 0.$$

Proof. This follows by straightforward differentiation from Lemma 2.1. □

A picture of the density f_{N_c} , for $c = 1/2$, is given in Figure 2. By the remarks above, we also have:

Corollary 2.2 *The density g_c of the maximum M of $W(t) - ct^2$, $t \in \mathbb{R}$, where W is two-sided Brownian motion, originating from zero, is given by*

$$g_c(x) = 2f_c(x)F_c(x), \quad x > 0,$$

where f_c is given by Corollary 2.1 and F_c by Lemma 2.1.

A picture of the density f_{M_c} , for $c = 1/2$ and two-sided Brownian motion, is given in Figure 3.

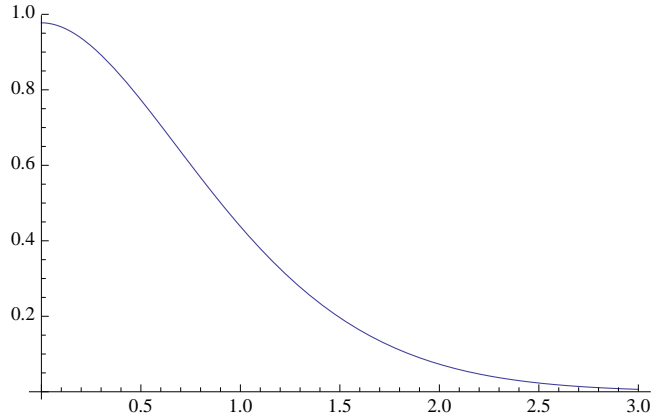


Figure 2: The density f_{N_c} , for $c = 1/2$.

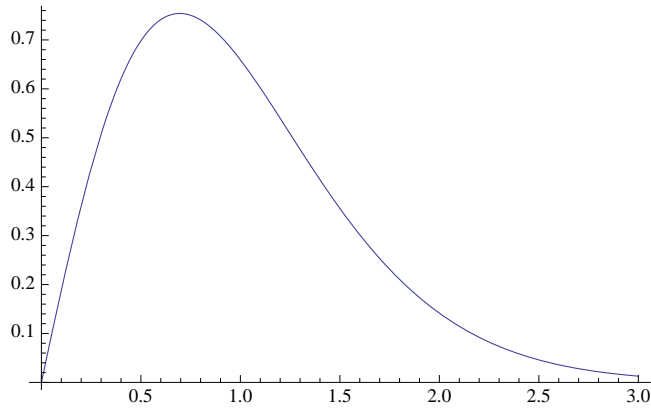


Figure 3: The density $f_{M_c} = g_c$ of the maximum for two-sided Brownian motion and $c = 1/2$.

3 Concluding remarks

The densities of the maximum and location of the maximum of Brownian motion minus a parabola were originally studied by solving partial differential equations. For example, if we denote the location of the maximum of two-sided Brownian motion minus the parabola $y = t^2$ by Z , then the density of Z is expressed in CHERNOFF (1964) in terms of the solution of the heat equation

$$\frac{\partial}{\partial t} u(t, x) = -\frac{1}{2} \frac{\partial^2}{\partial x^2} u(t, x),$$

for $x \leq t^2$, under the boundary conditions

$$u(t, t^2) \stackrel{\text{def}}{=} \lim_{x \uparrow t^2} u(t, x) = 1, \quad \lim_{x \downarrow -\infty} u(t, x) = 0, \quad t \in \mathbb{R}.$$

If $u(t, x)$ is the (smooth) solution of this equation, the density f_Z of Z is given by

$$f_Z(t) = \frac{1}{2} u_2(-t) u_2(t), \quad x \in \mathbb{R},$$

where (as in GROENEBOOM (1985)) the function u_2 is defined by

$$u_2(t) = \lim_{x \uparrow t^2} \frac{\partial}{\partial x} u(t, x).$$

The original computations of this density were indeed based on numerically solving this partial differential equation (as I learned from personal communications by Herman Chernoff and Willem van Zwet). However, it is very hard to solve this equation numerically sufficiently accurately for negative values of t , since we have, by (4.25) in GROENEBOOM (1985):

$$u_2(t) \sim c_1 \exp \left\{ -\frac{2}{3}|t|^3 - c|t| \right\}, \quad t \rightarrow -\infty,$$

where $c \approx 2.9458 \dots$ and $c_1 \approx 2.2638 \dots$.

At present the situation is drastically different, since we have much more analytical information about the solution and, moreover, can use advanced computer algebra packages. One only needs one line in Mathematica to compute the density f_Z , since, by (3.8) in GROENEBOOM (1989), f_Z is given by $f_Z(x) = \frac{1}{2}\phi(x)\phi(-x) = \frac{1}{2}u_2(x)u_2(-x)$, where:

$$\phi(x) = \frac{1}{2^{2/3}\pi} \int_{-\infty}^{\infty} \frac{e^{-iux}}{\text{Ai}(i2^{-1/3}u)} du,$$

and where one can even allow the boundaries $-\infty$ and ∞ in the numerical integration (in Mathematica). A picture of the density f_Z , obtained from just using this definition in Mathematica, is given in Figure 4.

However, if one wants to get very precise information about the tail behavior of the density or the behavior close to zero, it is better to use power series expansions or asymptotic expansions, which are different in a neighborhood of zero from the representation for large values of the argument. Details on this are given in GROENEBOOM (1985) and GROENEBOOM AND WELLNER (2001).

More details on the history of the subject are given in PERMAN AND WELLNER (1996) and JANSON, LOUCHARD AND MARTIN-LÖF (2010). In the latter manuscript also more details on the distribution of the maximum of Brownian motion minus a parabola are given. Their results seem to be in complete agreement with some numerical computations, based on the representations given in section 2.

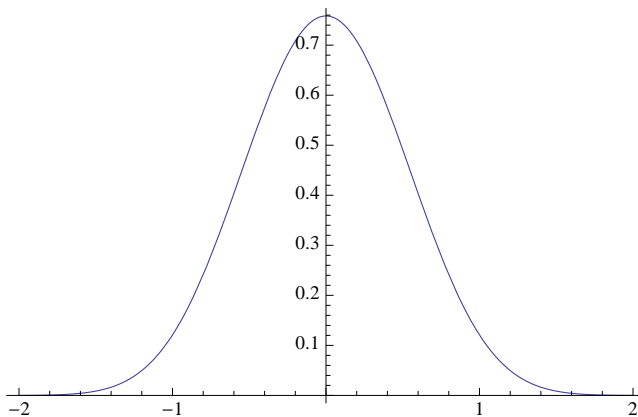


Figure 4: The density f_Z of the location of the maximum of $W(t) - t^2$, $t \in \mathbb{R}$.

Acknowledgement I want to thank Neil O’Connell for inviting me to submit this note to the Electronic Journal of Probability.

References

- ABRAMOWITZ, M. AND STEGUN, I.E. (1964). *Handbook of Mathematical Functions*. National Bureau of Standards Applied Mathematics Series No. 55. U.S. Government Printing Office, Washington, DC.
- CHERNOFF, H.E. (1964) Estimation of the mode *Ann. Statist. Math.*, **16**, 85-99.
- DANIELS, H.E. AND SKYRME, T.H.R. (1985) The maximum of a random walk whose mean path has a maximum. *Adv. Appl. Probab.*, **17**, 85-99.
- GROENEBOOM, P. (1985) Estimating a monotone density. In *Proceedings of the Berkeley Conference in Honor of Jerzy Neyman and Jack Kiefer, II*. L. M Le Cam and R. A. Olshen, editors, 535 - 555. Wadsworth, Belmont.
- GROENEBOOM, P. (1989) Brownian motion with a parabolic drift and Airy functions. *Probab. Theory Related Fields*, **81**, 31-41.
- GROENEBOOM, P. AND WELLNER, J.A. (2001) Computing Chernoff's distribution. *Journal of Computational and Graphical Statistics*, **10**, 388-400.
- JANSON, S., LOUCHARD, G. AND MARTIN-LÖF, A. (2010). The maximum of Brownian motion with a parabolic drift. Submitted.
- PERMAN, M. AND WELLNER, J.A. (1996) On the distribution of Brownian areas, *The Annals of Applied Probability*, **6**, 1091-1111.
- WOLFRAM, S. (2009). *Mathematica*. Wolfram Research, Champaign.