

Jet properties from direct γ - hadron correlation in PHENIX at RHIC

D.J Kim*, Sami Räsänen, Jan Rak

Jyväskylä University, Finland

E-mail: djkim@jyu.fi

Two-particle correlations of direct photon triggers with associated hadrons are obtained by isolation method in $p + p$ collisions at $\sqrt{s} = 200$ GeV in PHENIX at RHIC. The initial momentum of the away-side parton is tightly constrained, because the parton-photon pair is balanced in momentum at the leading order in perturbative quantum chromodynamics (pQCD). Therefore making such correlations can be used as a tool to measure the away-side parton fragmentation function. The direct photon associated yields in $p + p$ collisions are compared with PYTHIA [1] and the effect of the k_T smearing in the spectra is discussed.

4th international workshop High- p_T physics at LHC 09

February 4-7, 2009

Prague, Czech Republic

*Speaker.

1. Introduction

Fragmentation functions represent the probability for a parton to fragment into a particular hadron carrying a certain fraction of the parton's energy. Fragmentation functions incorporate the long distance, non-perturbative physics of the hadronization process in which the observed hadrons are formed from final state partons of the hard scattering process. It, like structure functions, cannot be calculated in perturbative QCD but can be evolved from a starting distribution at a defined energy scale [2]. If the fragmentation functions are combined with the cross sections for the inclusive production of each parton type in the given physical process, predictions can be made for the scaled momentum, z , spectra of final state hadrons. Small z fragmentation is significantly affected by the coherence (destructive interference) of soft gluons [3], while scaling violation of the fragmentation function at large z allows to measure α_s [4]. It has been believed that the shape of the high- p_T trigger hadron associated x_E distributions reflects the shape of the fragmentation function [5], by x_E we mean

$$x_E = -\frac{\vec{p}_{Tt} \cdot \vec{p}_{Ta}}{p_{Tt}^2} = -\frac{p_{Ta}}{p_{Tt}} \cos \Delta\phi \simeq \frac{z_a \hat{p}_{Ta}}{z_t \hat{p}_{Tt}} \quad (1.1)$$

where \hat{p}_{Tt} , \hat{p}_{Ta} , p_{Tt} , p_{Ta} are the transverse momenta of the trigger and associated parton, trigger and associated hadrons and $z_a = p_{Ta}/\hat{p}_{Ta}$ and $z_t = p_{Tt}/\hat{p}_{Tt}$. However, it has been demonstrated in [6] that the fixed momentum of the trigger particle p_{Tt} does not fix the mother parton momentum \hat{p}_{Tt} and p_{Tt} varies with p_{Ta} . In this case both z_a and z_t vary with p_{Ta} and this variation completely masks the actual shape of the fragmentation function. One of the alternative ways to explore the fragmentation function is to study the particle distributions associated to the direct photon. In the high- p_T region where the photon-production is dominated by the Compton scattering, the direct photon balances the back-to-back quark. The associated x_E distribution then approximates the fragmentation function of the away side jet. However, in this case there are important effects which need to be taken into account. One constraint comes from the fact that at low p_T the direct photon production may be contaminated by fragmentation photons from the large number of gluonic jets produced [7, 8]. Fragmentation photons obviously do not balance the away-side parton. Another constraint comes from the fact that even when considering the leading order Compton diagram there is always soft QCD radiation which breaks the jet-photon momentum balance and the azimuthal collinearity. This non-perturbative radiation manifests itself as a non-zero value of the net parton-photon pair transverse momentum magnitude. Originally this soft radiation induced transverse momentum was attributed to the individual incoming partons and the notation of k_T (parton transverse momentum) was introduced by Feynman, Field and Fox [9], where the colliding partons might have some initial transverse momentum k_T with respect to the incoming hadrons. This analog of the Fermi motion of nucleons in a nucleus would give rise to a smearing out of the p_T spectrum. There could be an additional smearing due to the k_T associated with the fragmentation in the final state [10].

2. PHENIX $\pi^0 - h$ and direct $\gamma - h$ correlation results

The identification of direct photons is difficult due to the large number of background photons from hadronic decays, mostly from π^0 decays. Therefore the extraction of the direct photon-hadron pairs per trigger yields relies on a statistical subtraction of the decay photon-hadron per trigger

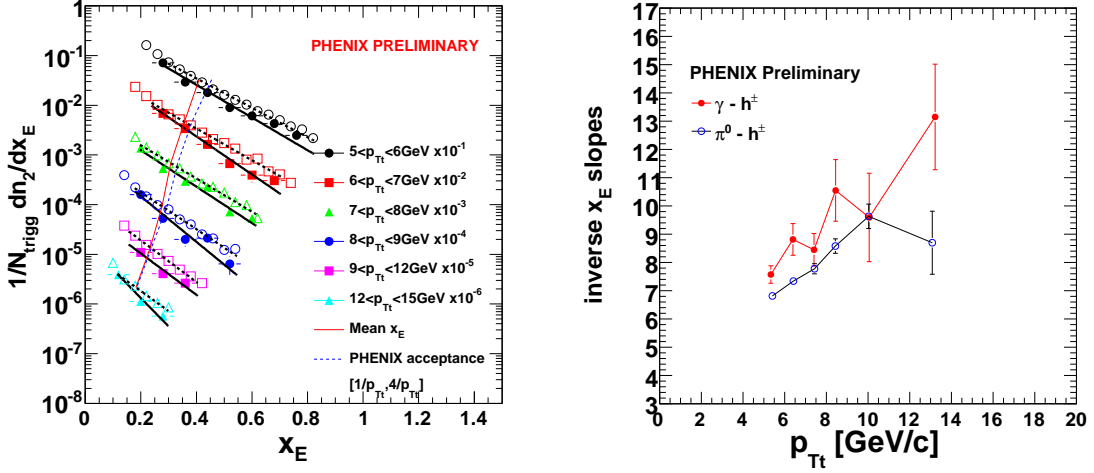


Figure 1: PHENIX preliminary data from $p + p$ collisions at $\sqrt{s}=200$ GeV. Left : x_E distributions of charged hadrons associated with trigger π^0 (open markers) and isolated γ (closed markers) are fitted to a simple exponential function (Ne^{-bx_E}) in the available range of x_E . The mean x_E values extracted from the distributions are indicated by a solid line which goes across the x_E distributions labeled as "Mean x_E ". As for the dotted line, labeled as "PHENIX acceptance", the mean x_E is calculated by limiting the associated charged hadron momenta from 1 to 4 GeV/c of PHENIX acceptance in a given trigger momentum. Right : The extracted exponential slope b (called "inverse x_E slope" in the figure) is shown as a function of trigger particle momentum.

yields from the inclusive photon-hadron pairs per trigger yields. The first result from this "subtraction method" was presented in [11]. Recently PHENIX developed photon isolation cuts which were applied event by event in a new analysis in order to dramatically reduce the contamination of di-jet events with π^0 decay or fragmentation photons in the $\gamma - h$ event sample. The measured x_E distributions of charged hadrons associated with π^0 and isolated photon triggers in $p + p$ collisions at $\sqrt{s} = 200$ GeV are presented in Fig. 1 for various isolated photon and π^0 trigger momenta. A fit of the x_E distribution to a simple exponential (Ne^{-bx_E}) in the available range of x_E is presented in left panel of the Fig. 1. The extracted exponential slope b from the fitting as a function of trigger p_{Tt} is shown in the right side of the Fig. 1. A very interesting feature from this result is observed. The x_E slopes are still increasing as the trigger momentum gets larger, which is very similar to the $\pi^0 - h$ case.

In order to understand this behavior of x_E slopes as a function of trigger momentum, we compare the PHENIX preliminary data with PYTHIA, where $\sqrt{\langle k_T^2 \rangle} = 3.0$ GeV/c is used based on the PHENIX measurement [6]. Fig. 2 shows the x_E distributions of quark and gluon fragmenting to π^0 's for various quark and gluon momenta calculated by PYTHIA (note that x_E is negative because only near side particles associated with quarks and gluons are accounted for). The x_E distributions of π^0 's resulting from quark and gluon fragmentation are parameterized by means of a fit function

$$\frac{dN}{dx_E} \propto x_E^{-\alpha} (1 - x_E)^\beta, \quad (2.1)$$

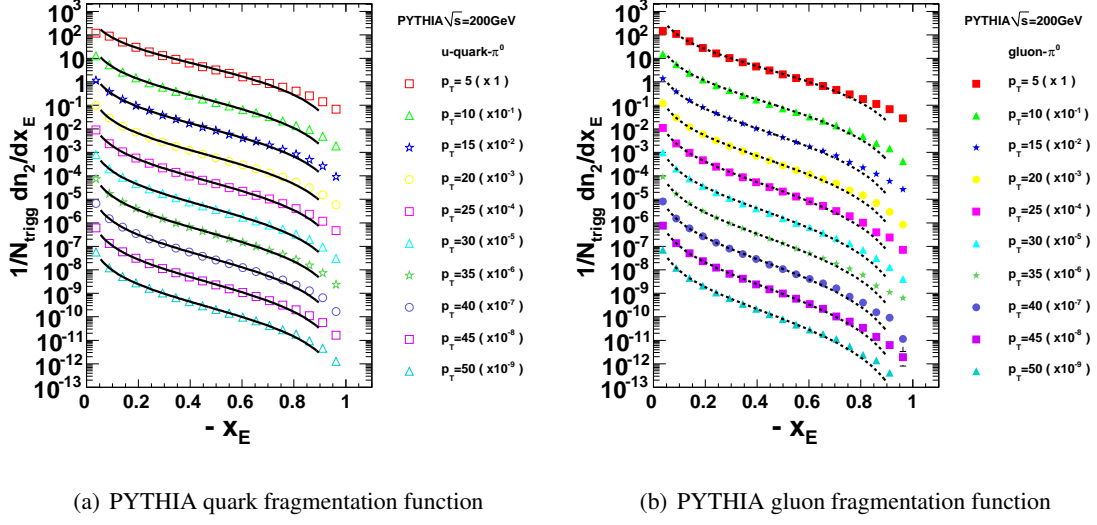


Figure 2: x_E distributions of π^0 's resulting from quark and gluon fragmentation in various quark/gluon momenta, p_{Tt} in PYTHIA ($p + p$ at $\sqrt{s}=200$ GeV). The results of the KKP parametrization [2] fitting to the distributions are shown as solid (for u-quarks) and dashed (for gluons) lines. The momenta in the figure label are given in GeV/ c .

i.e. we use in fitting the same functional form as in KKP parametrization [2] for fragmentation functions. The results of the fitting are shown as solid (for u-quarks) and dashed (for gluons) lines. Negative Logarithmic Derivative (NLD) of x_E distributions

$$\text{NLD} \equiv -\frac{d}{dx_E} \ln \left(\frac{dN}{dx_E} \right) \quad (2.2)$$

measures the local slope of the x_E distribution (NLD of an exponential distribution is constant). The NLD's extracted from the x_E distributions of neutral pions associated with quarks and gluons as a function of x_E is presented in Fig. 3. Because the x_E distributions in the x_E range above 0.8 cannot be properly described by the fit (see Fig. 2), the NLD distributions are shown only below $x_E \approx 0.8$. The NLD's for low x_E regions (less than $x_E \approx 0.2$) are much steeper than any other range, stay in lower values in the intermediate range ($0.2 \leq x_E \leq 0.7$) and get larger for $x_E \geq 0.7$ for all quark and gluon trigger momenta. The NLD's from PYTHIA in the range of available PHENIX data are shown in the same Fig. 3 as open circles for each quark/gluon momentum. The mean x_E extracted from the PHENIX data and the x_E values used to extract "NLD" from PYTHIA by limiting the hadron acceptance of PHENIX are comparable to each other, as can be seen from Fig. 1. In the latter comparisons of the PHENIX data to PYTHIA, the mean x_E values labeled as "PHENIX acceptance" are used for higher momenta in PYTHIA where PHENIX data are not available.

Finally, we have compared the exponential slopes of PHENIX data with PYTHIA where the used x_E values are close to the mean values of PHENIX x_E ranges in Fig. 4. They reveal the same increasing trend for the higher trigger p_{Tt} and the local slopes of quarks and gluons from

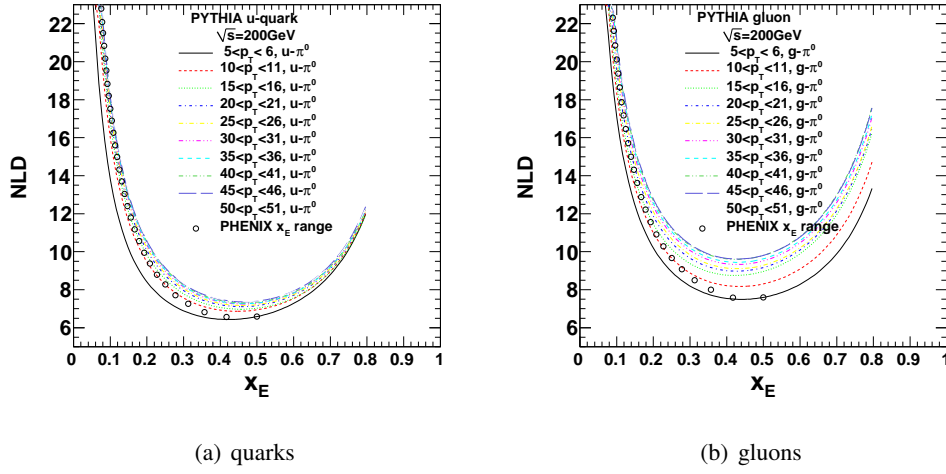


Figure 3: PYTHIA $p + p$ at $\sqrt{s}=200$ GeV. Negative Logarithmic Derivative ($NLD = -\frac{d}{dx_E} \ln(\frac{dN}{dx_E})$) of the x_E distributions of π^0 's resulting from quarks and gluons fragmentation in various quark/gluon momenta. As for the open circle labeled as "PHENIX x_E range", the mean x_E is calculated by limiting the associated charged hadron momenta from 1 to 4 GeV/c of PHENIX acceptance in the given trigger momentum.

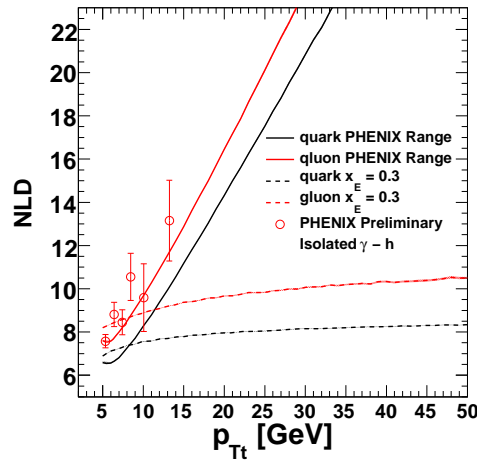


Figure 4: Inverse x_E slopes from PHENIX preliminary as a function of isolated γ trigger momentum are compared with NLD's from x_E distributions of π^0 's resulting from PYTHIA quark and gluon fragmentation with two set of x_E ranges. The solid lines labeled as "PHENIX x_E range", represent the local slopes in the expected x_E value by considering PHENIX acceptance for charged hadron momentum in PYTHIA. The other shown as dotted line represents the NLD's for a fixed value of $x_E = 0.3$ from PYTHIA.

PYTHIA are comparable to PHENIX data. The steepness of the exponential slopes in PHENIX data is driven by the experimental limit of the x_E range, i.e away-side hadron can be measured only from 1 to 4 GeV/c in PHENIX, therefore x_E value gets smaller as the trigger momenta gets higher. As for the intermediate x_E (≈ 0.3), the absolute slopes are slightly increasing as the trigger momentum gets larger and tend to converge into a constant above 10 GeV/c for quark and gluon fragmentation functions, shown as dotted lines. But the increment of the slopes for the gluon fragmentation functions (slope changes from 8 to 10) is rather larger about by factor of two than for the quark fragmentation functions (slope changes from 7 to 8) in the range $0.2 \leq x_E \leq 0.7$ (see Fig. 3) when the trigger momentum varies from 5 to 50 GeV/c. The fact that the absolute NLD values in all trigger bins agree with those from quark and gluon fragmentation function suggests that the measured x_E distribution associated with direct photon is a representation of the quark or gluon fragmentation function. But a more detailed analysis with larger p_T trigger bins and wider x_E ranges is necessary to study trigger momentum and x_E dependent effects which can influence the fragmentation function.

3. Conclusions

The PHENIX experiment at the Relativistic Heavy Ion Collider (RHIC) has measured x_E distributions of charged hadrons associated with π^0 and isolated photon triggers in $p + p$ collisions at $\sqrt{s} = 200$ GeV. It has been demonstrated in [6] that x_E distributions measured in di-hadron correlations are insensitive to the fragmentation function. Direct photon associated spectra are expected to follow fragmentation function more closely, because in leading order two-to-two processes the trigger photon fixes exactly the momentum of outgoing parton by momentum conservation. However, several complications, like fragmentation photons and soft QCD radiation, are expected. Nevertheless, the measured data presents a striking feature that slopes of the x_E distributions, in both π^0 and photon trigger cases, continue to rise as a function of trigger momentum. We have studied this rising trend in the case of photon trigger by fitting the same functional form as used in KKP parameterization [2] to the x_E distributions of neutral pions resulting from fragmentation of u-quark or gluon in PYTHIA. As the fit function is not exponential, we use Negative Logarithmic Derivative (NLD) to measure local slopes. We found that the observed rising trend of slopes of x_E distributions is driven by the experimental limits of the x_E range. PHENIX can measure photons up to very large momenta while for hadrons the measurable range is more limited. Therefore the measured x_E values for the higher trigger momenta are very small where the k_T effect dominates and make the local slopes of the fragmentation function larger. Improvement of the statistical and systematic precision of the measurements with wider x_E ranges and larger p_T trigger should allow further tests of fragmentation function as well as understanding of k_T effect quantitatively.

References

- [1] T. Sjostrand, S. Mrenna, and P. Skands, JHEP0605 **026** (2006).
- [2] B. A. Kniehl, G. Kramer, and B. Potter, Nucl. Phys. **B597**, 337 (2001), hep-ph/0011155.
- [3] A. M. Yu. Dokshitzer, V. Khoze and S. Troyan, *Basics of Perturbative QCD* (FrontiRes, 1991).
- [4] P. Abreu *et al.*, Physics Letters B **398**, 194 (1997).

- [5] R. D. Field and R. P. Feynman, Phys. Rev. D **15**, 2590 (1977).
- [6] PHENIX, S. S. Adler *et al.*, Phys. Rev. D **D74**, 072002 (2006), hep-ex/0605039.
- [7] F. Arleo, (2007), hep-ph/0701207.
- [8] I. Vitev and B.-W. Zhang, Phys. Lett. **B669**, 337 (2008), 0804.3805.
- [9] R. P. Feynman, R. D. Field, and G. C. Fox, Phys. Rev. **D18**, 3320 (1978).
- [10] J. F. Owens, Rev. Mod. Phys. **59**, 465 (1987).
- [11] M. Nguyen, J. Phys. **G35**, 104121 (2008), 0805.1225.