

Harmonic Progression in Magnus Lindberg's *Twine*

Ed Martin

KEYWORDS: Magnus Lindberg, piano, harmonic progression, harmony, chaconne, 12-tone, dodecaphonic

ABSTRACT: In the 1980s and early 1990s, Magnus Lindberg (b. 1958) developed a sophisticated harmonic system to organize progressions of dodecaphonic chords centering on his innovative use of chaconne. This article delves into Lindberg's harmonic system by analyzing an early work in which it is fully developed: *Twine* (1988) for solo piano. I will discuss the construction of the composer's dodecaphonic chords, show the inventive techniques by which he applies chaconne to systematically arrange these harmonies into progressions, and demonstrate how these progressions define the large-scale formal structure of *Twine*.

Received January 2009

Introduction

[1] In the 1980s and early 1990s, Finnish composer Magnus Lindberg (b. 1958) developed a distinct and sophisticated harmonic system for arranging dodecaphonic chords into recurring progressions centering on his inventive use of chaconne. While much has been written about the composer's work on a surface level—including its dazzling orchestration, intricate patterns and figures, and sheer power—and several authors have mentioned the composer's use of chaconne, this article will delve into the

composer's underlying harmonic system by analyzing an early work in which it is fully realized: *Twine* (1988) for solo piano.⁽¹⁾ I will discuss the construction of Lindberg's dodecaphonic chords and illustrate how he applies his innovations to the chaconne technique to systematically arrange these harmonies into progressions. I will then demonstrate how the composer methodically deviates from his established harmonic framework in the second half of the piece and discuss the ramifications of this process on the work's large-scale formal structure.

[2] The manner by which Lindberg arranges 12-tone aggregates into progressions is certainly a signature of his style. Two 12-tone aggregates are considered to be the same chord only if their lowest pitches and the vertical interval structures above those pitches are identical.⁽²⁾ The chord (i.e. the distinct vertical arrangement of the twelve tones) appearing in measures 1–2 of *Twine*, for example, returns at three structurally significant moments in the piece (measure 12, measure 86, and measure 158). Harmonic progression, then, is not the result of pitch-class changes from one moment to the next, but rather relies solely on the registral redistribution of the twelve tones.

[3] Each of Lindberg's compositions employing this unique harmonic system has a main progression of primary structural chords (PSCs) at its core.⁽³⁾ *Twine* opens with its main progression of eight PSCs (PSC 1–8) in measures 1–11 (shown in **Examples 1 and 2**). I will incorporate color into the musical examples and figures below to clearly differentiate each of the eight PSCs and highlight relationships between them and their derivative chords. The eight PSCs will be associated with the following colors: 1. orange, 2. blue, 3. yellow, 4. red, 5. green, 6. brown, 7. purple, and 8. light blue. A distinguishing characteristic of Lindberg's PSCs is symmetry: each is built symmetrically with respect to its vertical arrangement of intervals around an "odd-numbered" axis (i.e. a minor second, a minor third, etc). Secondary harmonies (those that are not PSCs) may or may not exhibit this type of symmetry. Lindberg's interest in 12-tone chords can certainly be traced back to his studies at the Sibelius Academy with Paavo Heininen, a dodecaphonic composer and his mentor. Their symmetrical quality, on the other hand, may be considered a continuing homage to another composer who incorporated symmetrical sonorities: Witold Lutoslawski. Lindberg's admiration for the composer is clearly evident

in the title of his large orchestral work *Aura: In Memoriam Witold Lutoslawski*, one of his few compositions to include such a dedication.

Example 1. *Twine*, measures 1–11



(click to enlarge, see the rest, and listen)

Example 2. The main progression of eight PSCs



(click to enlarge and listen)

[4] Lindberg generates an array of interrelated secondary chord progressions—described by Julian Anderson as “large reservoirs of distinct but related harmonic fields” (Anderson 1992, 566)—from pitch-related

characteristics of the main progression of PSCs by applying his innovations to the chaconne technique.⁽⁴⁾

Figure 1 describes each PSC using select pitch-related characteristics that I will

Figure 1. Pitch properties of *Twine*’s eight PSCs

PSC	low pitch	high pitch	axis	set class
PSC 1	D2	F6	C4/G4	(012346)
PSC 2	E1	D#5	B2/G#3	(012367)
PSC 3	C4	G6	D#5/E5	(013469)
PSC 4	A4	C8	E6/F6	(012578)
PSC 5	Eb2	Bb5	G#3/F4	(012578)
PSC 6	Eb2	D5	G#3/A3	(023468)
PSC 7	A0	Bb4	G2/C3	(012468)
PSC 8	C#2	E6	C4/F4	(012346)

(click to enlarge)

refer to over the course of this discussion. PSC 1, for example, exhibits the following characteristics: it spans the middle of the piano's range, its boundary pitches are D2 and F6, its axis is C4-G4⁽⁵⁾, and the hexachord on either side of its axis belongs to the set class (012346). As I will discuss in detail, the composer establishes harmonic connections throughout *Twine* by applying specific techniques to build secondary chord progressions exhibiting the main progression's sequence of pitch-related properties. For example, the main progression's sequence of set classes, (012346), (012367), (013469), etc., can be traced through some secondary progressions. Other

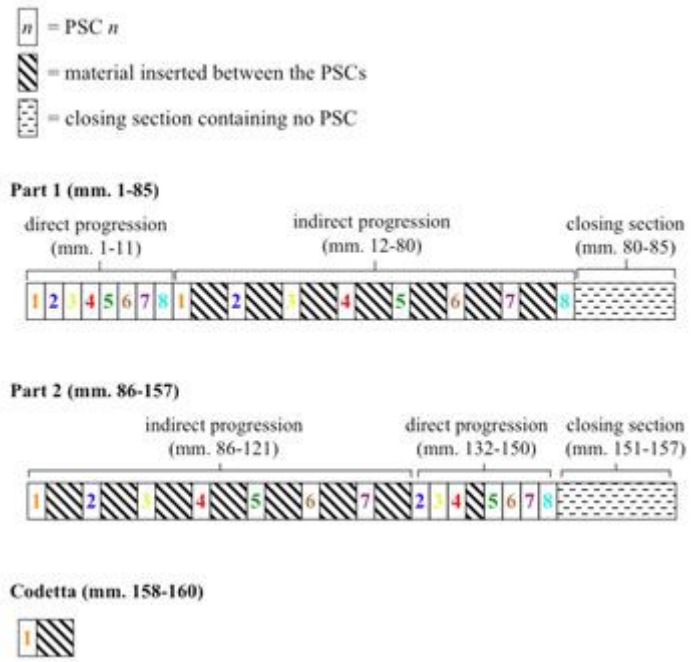
secondary progressions share numerous common tones with the main progression. All of the secondary progressions, to some degree, exhibit the main progression's register contour (as observed by each chord's boundary pitches). In effect, each secondary chord progression may be considered a variation of the main progression of PSCs.

Innovations to the Chaconne Technique

[5] Chaconne is the basic principle by which Lindberg organizes harmonies into progressions. When asked how he applies chaconne to his music, the composer replied: "I built a series of


Figure 2. The overall harmonic framework of *Twine*

chords that comprised somehow the skeleton of the whole work. They are omnipresent, they give the work form and identity” (Eötvös 1994, 40). The traditional definition of the term accurately describes the succession of harmonies in *Twine*, but only to a point. At its core, the work is built on four successive instances of the main progression of eight PSCs (the “skeleton” of *Twine*) but the PSCs are not merely repeated as a harmonic ostinato. The composer’s innovations to the



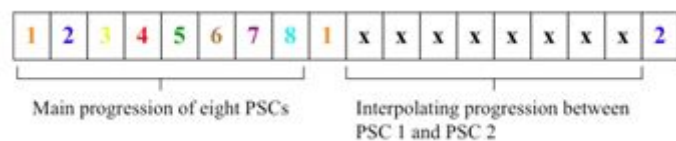
(click to enlarge)

Figure 3. An illustration of Lindberg’s expansion of chaconne using a sequence of chord properties



(click to enlarge)

Figure 4. An illustration of Lindberg’s expansion of chaconne using the interpolation technique



chaconne

(click to enlarge)

technique arise

from the methods

he implements to

systematically

insert new

harmonies and

progressions

between the PSCs,

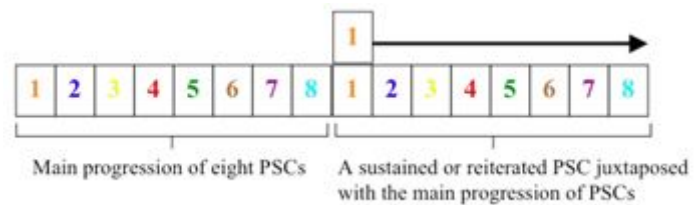
thus greatly

expanding the

influence of the

main progression.

Figure 5. An illustration of Lindberg's expansion of chaconne using the "freeze" technique



(click to enlarge)

[6] I use the terms

direct progression

and *indirect*

progression to

describe the

composer's

innovations to the

chaconne

technique. A

direct progression

is one in which

two PSCs appear

adjacent to one

another, while an

indirect

progression is one

in which other

material is

inserted between two PSCs, resulting in secondary chord progressions.

Twine is cast in an overall two-part form (measures 1–85 and measures 86–157), closing with a very brief codetta (measures 158–160). Part 1 opens with a direct progression through all eight PSCs, continues with an indirect progression through these chords, and ends with a short closing section containing no PSCs. Part 2, in contrast, opens with a predominantly indirect progression

though the main chords, continues with a predominantly direct progression, and ends with a closing section containing no PSCs. Part 2, as illustrated in **Figure 2**, contains several deviations from the rigid harmonic framework established in part 1. These deviations, including the absence of an interpolation between PSC 4 and PSC 5 in the predominantly indirect progression and the addition of an interpolation between PSC 4 and PSC 5 in the predominantly

direct progression,
will be discussed
in detail below.

[7] A close
examination of
Twine's two
indirect
progressions
reveals Lindberg's
innovations to the
traditional
chaconne
technique. The
expansion of the
main progression
of PSCs into each
of the two indirect
progressions is
achieved through
the employment
of three distinct
techniques. One
technique
involves applying
the cyclic nature
of the chaconne
not to the actual
PSCs themselves,
but to
pitch-related
characteristics of

those chords such as boundary pitches, set classes, or select pitches. This process results in a repeating *sequence of chord properties* from which Lindberg generates progressions of new harmonies resembling the work's main progression and each other. A second technique is referred to by Julian Anderson as *interpolation*: the insertion of a new element between existing elements (Eötvös 1994, 16). When applied to his chaconne technique, interpolation refers to the insertion of a

progression of
new harmonies
between two
adjacent PSCs.
The interpolating
progression often
functions as a
gradual
transformation
between the two
surrounding PSCs
or a PSC and
another harmonic
entity. A third
technique
involves the
juxtaposition of a
work's main
progression of
PSCs with a
sustained or
continuously
reiterated chord
from that
progression. John
Warnaby
describes such a
passage as
exhibiting
harmonic
“counterpoint”

(Warnaby 1992, 29). In my discussion with Lindberg, he simply, and quite evocatively, called this technique “freeze”

(Lindberg 2005).

These three techniques are illustrated below in **Figures 3, 4, and 5.**⁽⁶⁾

[8] Before discussing specific examples of each technique, one other term must be introduced. *Position* describes any chord’s relationship to the main progression of PSCs, and often describes relationships within secondary chord progressions as well (the


exception being interpolating chord progressions that do not adhere to the pitch-related patterns of the main progression). A chord residing in position n is either the PSC n or a new chord sharing certain pitch-related properties with PSC n (which may include register, any number of common tones, boundary notes, and/or set class). For example, any chord occupying position 2 is either PSC 2 or exhibits properties of PSC 2. Additionally, PSC 2 will normally be preceded by a chord with

properties of PSC 1 or PSC 1 itself, and will likely be followed by a chord resembling PSC 3 or PSC 3 itself. A chord in any given position may share one or several pitch-related characteristics with its corresponding PSC.

Sequence of Chord Properties

[9] Following the opening direct progression of PSCs (measures 1–11), part 1’s indirect progression (measures 12–80) contains eight secondary chord

Figure 6. The harmonic structure of *Twine*, measures 1–80



(click to enlarge)

progressions,
one for each
PSC, and is
built entirely
on a sequence
of chord
properties in
which the
PSCs function
on both a
local and a
global level.
At the local
level, each of
the eight new
secondary
progressions
constituting
the indirect
progression
contain eight
dodecaphonic
chords
occupying
positions 1
through 8
respectively in
that
progression.
Each of the
eight PSCs

appears in its
corresponding
position in
each
successive
progression.

On a global
level, the PSC
residing in
each
secondary
progression
influences
pitch-related
properties of
all other
chords in that
progression.

For example,
each
individual
chord in
measures
21–27, the
second
component
progression
of the indirect
progression, is
influenced by
pitch-related

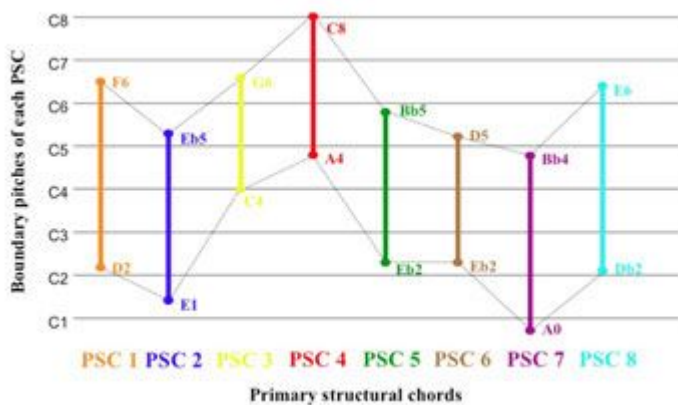
properties of
PSC 2.

Figure 6

illustrates the
harmonic
framework of
part 1's direct
and indirect
progressions.

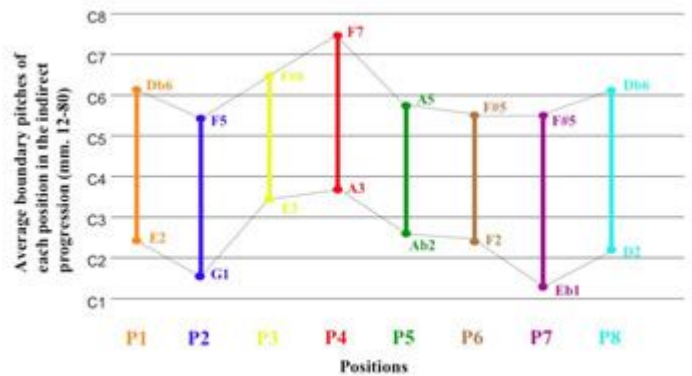
[10] A broad look at the indirect progression of part 1 reveals the composer's cyclic application of the main progression's register contour: the boundary pitches of the chord in each position are drawn toward those of the corresponding PSC. **Figure 7** illustrates the register contour of the main progression of PSCs by showing each chord's highest and lowest pitches. **Figure 8** shows a register contour illustrating the average high and low pitches residing in each position of part 1's indirect progression. A comparison of these two contours shows that the indirect progression's component chord progressions share the main progression's general register contour: each takes a similar route through the pitch space by climbing to its highest point in the fourth position and descending to its lowest point in the seventh. The similarities between these two contours reveal, on a large scale, the results of Lindberg's generative process throughout part 1.

Figure 7. Register contour of the main progression of PSCs
Figure 8. Register contour illustrating the average high and low pitches residing in each position of part 1's indirect progression



(click to enlarge)

[11] A closer examination of the component progressions of part 1's indirect progression reveals how the composer applies the chaconne technique to other pitch-related properties. The sequence of set classes associated with the main progression of PSCs (see Figure 1 above), for example, often dictates the manner in which the indirect progression's 12-tone aggregates are partitioned. Lindberg applies this sequence by partitioning 12-tone aggregates into two groups of six pitches, each belonging to the set class associated with the



(click to enlarge)

Example 3. *Twine*, measures 60–68

(click to enlarge, see the rest, and listen)

Example 4. An illustration showing the common tones shared between each secondary chord and its corresponding PSC in measures 50–59

(click to enlarge and see the rest)

corresponding PSC. The clearest example of this process occurs in measures 60–68, the sixth component progression of the indirect progression (**Example 3**). Notice PSC 6 resides in the sixth position. The chord occupying position 1 is divided into two gestures, each belonging to the set class associated with PSC 1: (012346). The chord in position 2 is divided into two overlapping gestures containing the PSC 2's set class: (012367).⁽⁷⁾ With the exception of position 4, Lindberg carries this process through to the end of the progression. This set-class relationship, along with the register contour, creates a strong link between the main progression and measures 60–68.⁽⁸⁾

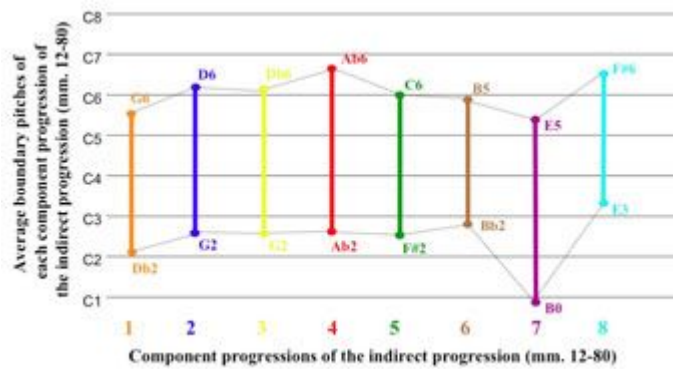
[12] Common tones also tie secondary harmonies to their corresponding PSCs.

The fifth secondary progression (measures 50–59), shown in **Example 4**, offers a clear example. The chords in positions 1 and 2 share five pitches with PSCs 1 and 2; the chord in position 3 shares six pitches with PSC 3; the chord in position 4 only shares three pitches (the fewest of this progression) with PSC 4; PSC 5 occupies position 5; and the chords found in positions 6, 7, and 8 have six, four, and five tones in common with their corresponding PSCs respectively. These common tones contribute to the register similarities between the main progression and each secondary progression; notice that each chord's lowest pitch, with the exception of the chord in position four, is identical to the lowest pitch of the corresponding PSC.

[13] As mentioned above, the relationship between the main progression of PSCs and part 1's indirect progression exists not only on a local level within each secondary progression, but also on a global level unifying the entire indirect progression: the PSC residing in each of the eight secondary progressions functions as a "center of gravity," drawing all pitches in that secondary progression toward the PSC. The global influence of the PSCs in part 1 can be observed by examining the overall register contour and common tones. If the indirect progression is taken as a whole, the overall tessitura occupied by the chain of secondary progressions exhibits the same register contour as the main progression of PSCs. In other words, the individual chords in each secondary progression, while still maintaining the contour of the main progression on a local level, are all drawn toward the PSC residing in that progression. **Figure 9** shows a contour derived by taking the mean of the boundary pitches of all chords found in each of the eight secondary progressions. A comparison of this contour with that of the main progression (shown above in Figure 7) illustrates this relationship: the main progression of PSCs ascends to PSC 4 and descends to PSC 7 just as the indirect progression as a whole gradually ascends to the fourth progression and descends to the seventh. Additionally, further examination of the secondary progressions shows that common tones are often shared between each component chord and the PSC residing in that progression. An examination of the sixth secondary progression from this perspective, shown in **Example 5**, reveals that the entire progression is infused with tones from PSC 6, creating, along with its overall range, a global connection to that chord.

Figure 9. A register contour derived by averaging the high and low boundary pitches from all chords in each of the eight positions in part 1's indirect progression, measures 12–80

Example 5. An illustration showing the common tones shared between each secondary chord and its corresponding PSC and all of the secondary chords and PSC 6 in measures 60–68



Position 1, m. 60



Position 2, mm. 61-62



(click to enlarge and see the rest)

(click to enlarge)

The Interpolation Technique

[14] Lindberg applies his interpolating and freeze techniques in the second half of *Twine*, which consists of a predominantly indirect progression (measures 86–121), a predominantly direct progression (measures 132–150), and a short closing section (measures 151–157). Part 2 opens with PSC 1 in measure 86, an interpolating progression of eight new dodecaphonic chords in measures 87–91, and PSC 2 in measure 92 (**Example 6**). As mentioned above, interpolating progressions often function as gradual transformations. In this case, PSC 1 is gradually transformed into the low, 12-tone cluster found in measure 91 beats 3–4 preceding PSC 2. The process by which PSC 1 is transformed, as illustrated in **Example 7**, is based on its component pitches: the lowest pitch of each chord in the interpolating progression remains D1 (PSC 1's lowest pitch), while the highest pitch of each consecutive chord is the same as each successively lower pitch from PSC 1. The first interpolating chord's highest pitch is the same as the next to highest pitch from PSC 1: $A\flat_5$. The second interpolating chord's highest pitch is the same as the third to highest pitch of PSC 1: $G\flat_5$. Lindberg continues this process through the remaining six chords of the interpolating progression resulting in an extension of PSC 1's influence up to the entrance of PSC 2 in measure 92.

Example 6. *Twine*, measures 86–92

Example 7. An illustration showing the interpolating progression in measures 86–91

Interpolation (eight chords)

(click to enlarge and hear the audio)

(click to enlarge and see the rest)

The Freeze Technique

[15] The freeze technique can be observed in part 2's second, third, fifth, and seventh progressions in which PSCs 2, 3, 5, and 7 respectively are juxtaposed with pitches foreign to those chords. It should be noted that Lindberg's application of the freeze technique in *Twine* is more sophisticated than in later works: in *Twine* he does not simply juxtapose the main progression with a sustained PSC, but carefully combines the two progressions that create the new 12-tone chords. Part 2's third secondary progression (measures 104–111, shown in **Example 8**) provides the clearest example of this technique. An instance of PSC 3 precedes this progression in measure 104 and beginning on beat 4 of that measure, six of PSC 3's pitches (C4, D4, F \sharp 4, A4, B4, and E \flat 5) are sustained through measure 110 with the sostenuto pedal. These six pitches are also frequently reiterated and consistently differentiated with staccatos. They are highlighted with yellow boxes in Example 8 and **Example 9**. The progression that follows (measures 105–111) consists of eight positions, each corresponding to one of the eight PSCs. Positions 1–2 and 4–8 contain seven new chords, each a summation of the six sustained pitches and some or all of the remaining notes required to complete the 12-tone aggregate. The sonority in each position is comprised of six pitches from PSC 3, which are always C4, D4, F \sharp 4, A4, B4, and E \flat 5, and members of the complementary set C \sharp , E, F, G, A \flat , and B \flat (or their enharmonic equivalents), occupying the same register in which they appear in their corresponding PSC. For example, the first chord of this progression is an amalgamation of the sustained hexachord and its six complementary tones occupying the register in which they appear

in PSC 1: C \sharp 3, E3, F6, G4, A \flat 5, and B \flat 3. Lindberg's application of the freeze technique results in a progression exhibiting properties of the main progression of PSCs on a local level and properties of PSC 3 on a global level, thus extending the influence of PSC 3 for eight measures.

Example 8. *Twine*, measures 104–111

Example 9. An illustration showing Lindberg's use of the freeze technique in measures 104–110

Six pitches from PSC 3 that are struck in m. 104 and sustained through m. 110.

Position: 1 2 3 4 5 6 7 8
PSCs: 3+1 3+2 3 3+4 3+5 3+6 3+7 3+8

Chord progression from mm. 105 - 110.

(click to enlarge, see the rest, and hear the audio)

(click to enlarge)

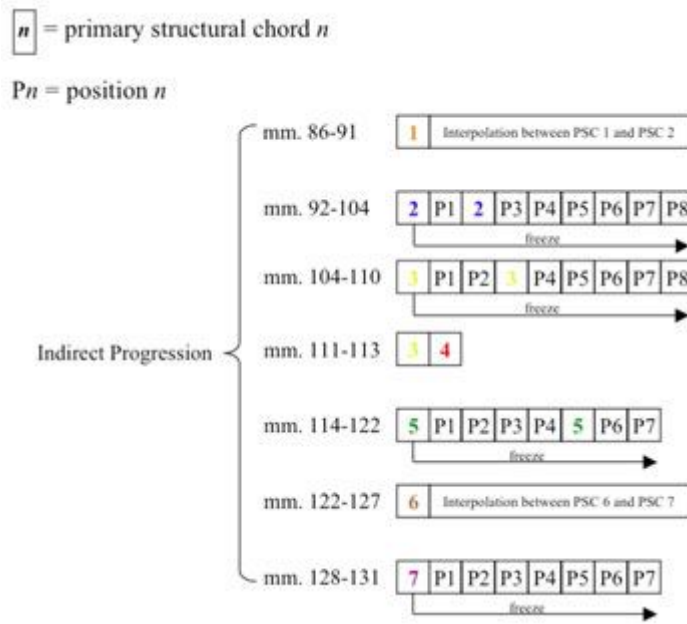
Large-Scale Form

[16] Lindberg has stated that he is “a bit classical, in the sense that ... [he has] ... faith in equilibrium as a goal”(Cody 2000, 34). In another interview, he describes classicism as “certainly a taste for balance, for the drama in the balance of the form” (Eötvös 1994, 44). His innovative use of chaconne allows him to compose large formal structures that exhibit these traits by exploiting its cyclic nature to create expectation and formal balance on both a local and global level. The formal “drama” that he references is achieved when he ignores or alters the harmonic logic that he so carefully assembles, thus disrupting the overall structure with formal dissonances that may or may not be resolved later in the piece.

[17] A striking and significant

Figure 10. The formal structure of part 2, measures 86–160

difference between the first and second parts of *Twine* can be observed in the extent to which Lindberg alters the harmonic framework established by the opening direct progression of PSCs. The underlying harmonic skeleton of part 1 is very rigid. The direct progression proceeds through the eight PSCs without interruption, followed by an indirect progression that fits neatly into a structure



(click to enlarge and see the rest)

composed of eight new progressions (containing PSCs 1 through 8, respectively) that each exhibit properties of the main progression.

The short closing section that follows in measures 80–85 continues to adhere to the underlying harmonic structure.

Compared to part 1, part 2 is notably less rigid: at several points, Lindberg adds or omits chords and entire progressions based on the strict harmonic

scheme established in part 1. In my discussion with the composer, he compared part 2 of *Twine* to a classical development section, stating that these kinds of sections often do not develop material but just “mix it up” (Lindberg 2005). The harmonic structure of part 2, as illustrated in **Figure 10**, is certainly “mixed up” when compared to part 1, but this expression simply does not convey the careful and

deliberate
manner by
which Lindberg
reorders the
material. The
composer
deviates from
the rigid
harmonic
structure
established in
part 1 at four
particular
moments in
part 2. By the
work's
conclusion,
however, he
balances out
these changes
with four
additional
alterations. In
effect, Lindberg
devises a formal
problem for
himself and
then composes
a solution.

[18] The first digression from the rigid harmonic framework established in part 1 occurs at the onset of part 2 with the interpolating progression in measures 86–91. This

progression, discussed above and shown in examples 16 and 17, does not resemble the main progression of PSCs and is the first to deviate from the sequence of chord properties that delineates the harmonic structure of part 1. The cyclic register contour of part 1 is replaced by a gradual transformation based only on the interval structure of PSC 1. This deviation immediately distinguishes the underlying harmonic structure of part 2 from that of part 1.

[19] The second deviation in part 2 is the absence of an interpolation centering on PSC 4. Lindberg deviates from the established harmonic framework by proceeding from a progression centering on PSC 3 in measures 105–110, to PSC 3 itself in measure 111, to PSC 4 in measure 112, to a progression built around PSC 5 beginning in measure 115. In effect, the composer momentarily inserts a direct progression between PSCs 3 and 4 into the predominantly indirect progression that opens part 2. Lindberg departs from his established harmonic framework a third time leading into measure 132 by omitting both PSC 8 and a secondary progression centering on PSC 8. The fourth and most significant digression is the absence of PSC 1 at the beginning of part 2's direct progression, which begins with PSC 2. The omission of PSC 1 at this point in the piece is especially intriguing because the climax of the entire work occurs in measures 132–134. Lindberg creates a large-scale formal disruption at the loudest and most active moment of the work.

[20] These four digressions are answered by further alterations in the conclusion of the piece that restore the work's formal balance in the context of part 1's rigid harmonic framework. The first alteration is the insertion of an interpolating progression into part 2's predominantly direct progression between PSCs 4 and 5 (measures 137–140). The nature of this interpolating progression is very similar to the interpolation between PSCs 1 and 2 at the beginning of part 2 (measures 87–91); in both cases, the interpolations are based on the register properties of the main chord that precedes them. The insertion of a brief interpolating progression based on the properties of PSC 4 in the midst of a predominantly direct progression is significant: it balances out the absence of a fourth secondary progression at measure 113 between PSC 3 and PSC 5.

[21] Following the conclusion of the direct progression, which adheres to the chaconne between PSCs 4–8 in measures 141–145, Lindberg inserts a brief interpolation followed by a second instance of PSC 8 in measure 150. The additional PSC 8 in measure 150 and the interpolation that precedes it in measures 146–149 remedies the omission of an eighth secondary progression from the indirect progression in measures 86–131.

[22] The second PSC 8 is followed by a short closing section in measures 151–157 that is very similar in both content and texture to that of part 1: both contain progressions of eight block chords that exhibit the register contour of the main progression. While the closing section from part 1 consists of only one progression, Lindberg expands the closing section in part 2 to include two progressions that gradually converge on the middle register of the piano. Part 2 closes with two additional cluster chords in measures 155–156, the latter of which is centered on middle C. While the expansion of the closing section cannot be linked to any specific deviation from the underlying structure in part 2, it may simply result from a general attempt by Lindberg to increase the length of part 2, balancing out the omission of material from the indirect progression.

[23] *Twine* closes with a very brief codetta, measures 158–159, consisting of PSC 1 followed by seven new 12-tone chords. The codetta compensates for two deviations in part 2: the interpolation between PSCs 1 and 2 in measures 87–91 and omission of PSC 1 at the climax of the work. Recall that the interpolation in measures 87–91 is one of the few moments that does not exhibit pitch-related properties of the main progression of PSCs. Lindberg balances out this discrepancy in the codetta by closing the work with a brief progression that opens with PSC 1 and that does adhere to the main sequence of chord properties. Lindberg's treatment of the main progression of PSCs in *Twine* comes full circle: part 1 establishes formal stability by strictly adhering to the underlying harmonic framework; the beginning of part 2 deviates from this framework resulting in formal dissonance; and the conclusion of the work reestablishes its formal stability by reaffirming the harmonic framework. Lindberg's comparison of part 2 to a development section is entirely appropriate: it highlights the section's unstable nature caused by its carefully "mixed up" parts. The classical aspect of *Twine's* formal structure lies in the

composer's use of chaconne to build a formal skeleton that he can both depart from and return to, thus creating and resolving formal dissonances.

Conclusion

[24] Magnus Lindberg has developed a sophisticated system for the purpose of achieving harmonic unity. His use of chaconne enables him to create a cyclic harmonic foundation that he composes into, around, and through. Even a brief glance at the musical examples presented above, however, will give the reader a sense of the complex, information-packed surface level of Lindberg's music (though the composer has consciously aimed for more clarity in recent years). While the bulk of this discussion has focused on the underlying harmonic system, we may still question the degree to which the listener is aware of the harmonic structure that underpins this (or any) work.

[25] Lindberg addresses this issue in a conversation with Tony Lundman in which the composer states, "... the actual structure of the work is not important to the process of listening" (Lundman 2002, 17). I am compelled to disagree with the composer on this point; while the listener would be amiss to concentrate solely on the underlying structure of a work, the structure is certainly integral to the process of listening. When untethered, Lindberg's characteristically complex surface textures may be perceived as diffuse and lacking in focus. His systematically generated harmonic structures, however, ground these textures, giving them directed motion toward logical harmonic goals that are always present but never overt. Consequently, Lindberg has become quite skilled at managing very large formal schemes. While *Twine* is only eight minutes in length, the work begun in the solo piano piece led to such monumental compositions as the twenty-five minute *Joy* (1990), the thirty minute *Concerto for Orchestra* (2003), and his largest work to date, the forty-minute *Aura: In Memoriam Witold Lutoslawski* (1994).

[26] Regarding *Aura*, Anderson (Anderson 2004, 208) has thoughtfully described its final cadence as "unassertively inevitable." In other words, to Anderson the listener, it feels just right. Moments such as this, spawned from the carefully crafted, long-range harmonic schemes developed in *Twine*, permeate Lindberg's recent music. Ultimately, it is these moments that have allowed his music to attain a level of accessibility rarely

encountered by such modern and innovative work, and they may help to explain his popularity with conductors and audiences alike.