

A Taxonomical Study on The Rotifera Fauna of Abant Lake (Bolu)

Ahmet ALTINDAĞ

Department of Biology, Faculty of Science, University of Ankara-TURKEY

Received: 21.10.1998

Abstract: The rotifera fauna of Abant lake was studied taxonomically from January to November 1997. A total of 22 rotifer species were identified. Of these, 18 are new for Abant lake and 4 are new for Turkey.

Key Words: Rotifera, Abant Lake, Taxonomy, Fauna

Abant Gölü'nün (Bolu) Rotifera Faunası Üzerine Taksonomik Bir Çalışma

Özet: Ocak 1997-Kasım 1997 tarihleri arasında yapılan bu çalışmada, Abant gölü rotifera faunası taksonomik olarak incelenmiştir. Bu çalışmada 22 rotifer türü tesbit edilmiş olup, bu türlerin 18'si Abant gölü ve 4'ü Türkiye için yeni kayıttır.

Anahtar Sözcükler: Rotifera, Abant Gölü, Taksonomi, Fauna.

Introduction

Phytoplanktons and zooplanktons are the first and second steps, respectively, in the food chain of lake ecosystems. Zooplanktons in the lake ecosystems are food for invertebrates, fish, and some birds.

Copepods, cladocerans and the Rotifers are the main groups of zooplanktons. It has been indicated by some researchers that certain species of phylum Rotifera have indicator characteristics showing water quality, pollution and eutrophication (1, 2, 3).

Daday (4) was the first author to publish on Anatolian rotifers (lakes Apolyont and İznik in West Anatolia), followed by Vavra (5) and Zederbauer and Brehm (6) (the East Anatolian mountain lake (Sarığöl) on Erciyes mountain). Then, Geldiay (7). Hauer (8) and Tokat (9) reported the distribution of rotifers in Lake Eymir and Çubuk dam near Ankara, Lake Van (Van Gölü) and Lake Hazar (Gölcük), respectively, whereas Dumont (10) reported one species from crater Lake (Krater Gölü) in Konya province.

A brief list of rotifer species from various lakes is also provided in Turkish fauna by Mann (11), Margaritora and Cottarelli (12) and Margaritora et al. (13). A relatively large number of publications dealing with the Turkish rotifers is available (Dumont and De Ridder (14); Emir (15, 16); Ustaoglu (17); Ustaoglu and Balık (18, 19, 20); Altındağ and Sözen (21); Altındağ and Özkurt (22)).

Four different species of Rotifera are reported for the first time in Turkish fauna by the present study.

Study area

Lake Abant, located 30 km south-west of Bolu, Turkey (40°37'0" N/31°15'0" E), was formed by an obstruction of rock debris blocking the valley at its location, at an elevation of 920 m from sea level, with a surface area of 45 km² and maximum depth of 40 m (Figure 1) within the North Anatolian earthquake zone, and is tectonic in origin (23), emptying excess water into the Dirgene river by a natural waterway. Lake Abant, a very important tourist point, is surrounded by reeds. Trout (*Salmo trutta abanticus*), chub (*Leuciscus cephalus*) and barbel (*Barbel capito*) are found in the lake. Trout production is approximately 100.000 kg per annum (24).

Material and Method

The study was carried out from January to November 1997. The samples were collected on a monthly basis from the four stations of the lake (Figure 1). The rotifer samples were collected with the aid of a plankton net (25 cm diameter and 55 µm mesh size) by horizontal and vertical hauls at each station. Horizontal hauls were performed by moving to the haul point from a distance of 100 m or for 5 minutes while vertical samples were collected at every 5 m depth. The samples were preserved in 4% formaldehyde solution immediately after

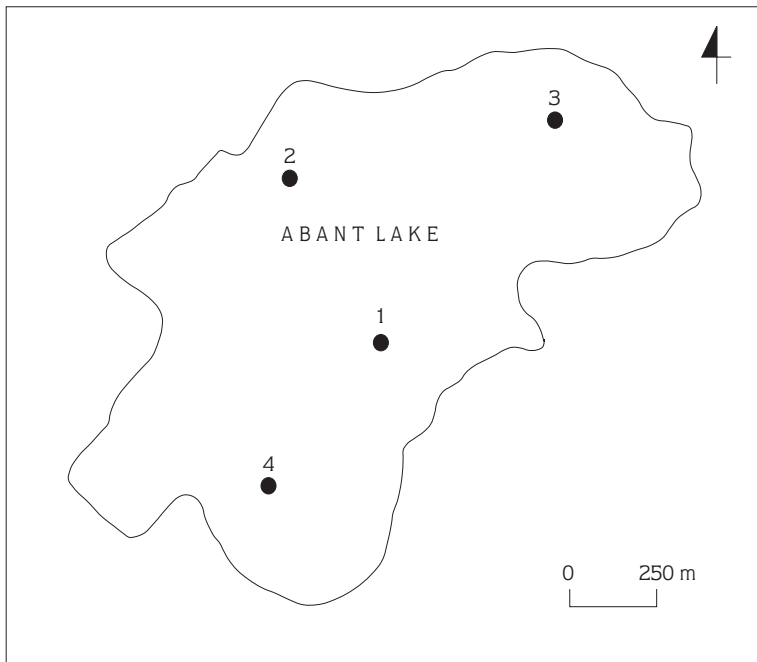


Figure 1. The map showing stations studied in Lake Abant

collection. The identification of the rotifer species was made according to Kolisko (25), Koste (26), Edmondson (27) and Ward and Whipple (28). The photographs (Figure 2-5) of newly recorded rotifer species were taken by inverted microscopy.

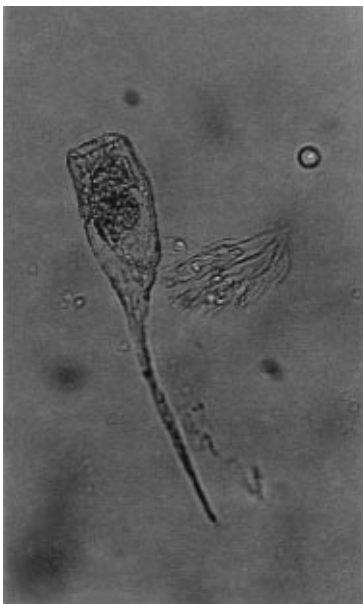


Figure 2. *Colletheca pelagica* (Lateral view)x500



Figure 3. *Conochilus hippocrepis* (Dorsal view)x500

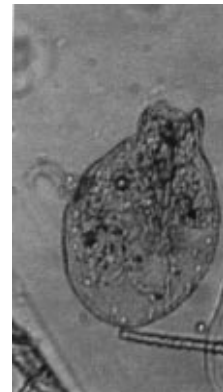


Figure 4. *Gastropus stylifer* (Ventral view)x500

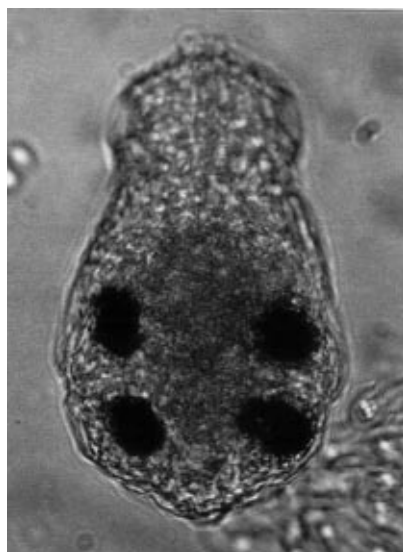


Figure 5. *Ascomorpha ecuadis* (Ventral view)x1000

Result and Discussion

The rotifer species living in Lake Abant are:

Phylum-Rotifera

Class-Monogononta

Order-Ploima

Family-Brachionidae WESENBER-LUND 1899

Species-*Kellicottia longispina* (KELLCOTT, 1879)

Species-*Keratella quadrata* (O. F. M., 1876)

Species-*Keratella cochlearis* (GOSSE- 1851)

Species-Lecanidae BARTOS, 1959

Species-*Lecane lunaris* (EHRENBERG, 1832)

Species-*Lecane hamata* (STOKES, 1896)

Family-Colurellidae BARTOS, 1959

Species-*Colurella adriatica* (EHRENBERG, 1831)

Family-Synchaetidae REMANE, 1933

Species-*Polyarthra vulgaris* CARLIN, 1943

Species-*Polyarthra dolichoptera* (IDELSON, 1925)

Species-*Synchaeta litoralis* ROUSSELET 1902

Species-*Synchaeta pectinata* (EHRENBERG, 1832)

Family-Filiniidae BARTOS, 1959

Species-*Filinia longiseta* (EHRENBERG, 1834)

Family-Conochilidae REMANE, 1933

Species-*Conochilus hippocrepis* (SCHRANK, 1830)

Family-Euchlanidae BARTOS, 1959

Species-*Euchlanis dilatata* (EHRENBERG, 1832)

Family-Trichotriidae

Species-*Trichotria pocillum* (O. F. M., 1776)

Family-Gastropodidae REMANE 1933

Species-*Gastropus stylifer* (IMHOF, 1891)

Species-*Ascomorpha ecuadis* (PETRY, 1850)

Family-Collotheceidae BARTOS 1959

Species-*Collotheceidae* BARTOS 1959

Species-*Collothecha ornata* (EHRENBERG, 1832)

Species-*Collothecha pelagica* (ROUSSELET, 1893)

Family-Asplanchnidae H. & M., 1926

Species-*Asplanchna girodi* (DE GUERNE, 1888)

Species-*Asplanchna priodonta* (GOSSE, 1850)

Family-Mytiliniidae BARTOS, 1959

Species-*Lophocharis salpina* (EHRENBERG, 1834)

It was found that the main part of the identified species is cosmopolitan and includes distinctive species of oligotrophic lakes. Most of the species (*Cephalodella catellina*, *Collothecha ornata*, *Euclanis dilatata*, *Filinia longiseta*, *Lecane hamata*, *L. lunaris*) are cosmopolitan and littoral, inhibiting the aquatic macro-vegetation (Kolisko 25). The 6 rotifer species, viz. *Asplanchna brightwelli* (syn: *A. girodi*), *Conochilus unicornis*, *Filina terminalis*, *Kellicottia longispina*, *Keratella cochlearis*, and *Keratella quadrata* were identified by Margaritora and Cottarelli (12). Four of these (*Asplanchna brightwelli*, *Kellicottia longispina*, *Keratella cochlearis*, *K. quadrata*) were observed in the present investigation. Apart from these, the rotifer species identified in lakes, viz. *Notholca squamula*, *Lecane lunaris*, *Lecane hamata*, *Colurella adriatica*, *Polyarthra dolichoptera*, *P. vulgaris*, *Synchaeta pectinata*, *S. litoralis*, *Filinia longiseta*, *Conochilus hippocrepis*, *Euchlanis dilatata*, *Collothecha ornata*, *C. pelagica* and *Lophocharis salpina*, are new records for Lake Abant, and 4 of these species, viz. *Collothecha pelagica*, *Conochilus hippocrepis*, *Gastropus stylifer* and *Ascomorpha ecuadis*, are new records for Turkey.

Acknowledgements

I would like to thank Prof. Dr. Walter Coste for his kind help in the identification of rotifer species. I am also thankful to the Directorate General of National Parks and Wild Life, Ministry of Forests, Turkey, for the help provided during the study.

References

1. Berzins, B., Pejler Rotifer Occurrence in Relation to pH. *Hydrobiol.* 147: 107-116, 1987.
2. Mijschi, E., Rotifer Distributions in Relation to Temperature and Oxygen Content. *Hydrobiol.* 186/187: 209-214, 1973.
3. Hecky, R.E. & Kilham, P., Diatoms in Alkaline and Saline Lakes: Ecology and Geochemical. *Limnol. Oceanogr.* 18: 53-71, 1973.
4. Daday, E., Mikroskopische Süßwassertiere Aus Kleinasien Sitz. Ber. K. Akad. Wiss. Wien. Mathemnaturh. Kl. 112: 139-167, 1903.
5. Vavra V., Ergebnisse Einer Naturwissenschaftlichen Reise Zum Erdschias-Dag (Kleinasien), Rotatorien Und Crustaceen. Arb. K. K. Naturhist Hofmus. 22: 1-7, 1903.
6. Zederbauer, E. & Brehm, V., Das Plankton Einiger Seen Kleinasien. Arch. Hydrobiol. Planktonk. 3: 92-99, 1907.
7. Geldiay, R., Çubuk Barajı ve Eymir Gölü'nün Makro ve Mikro Faunasının Mukayeseli Olarak İncelenmesi. Ank. Univ. Fen. Fak. Mec. 2: 146-252, 1949.
8. Hauer, J., Rotatorien Aus Dem Plankton Des Von Sees. Arch. Hydrobiol. 53: 23-29, 1957.
9. Tokat, M., Rotatoria of Lake Hazar (gölcük) and Their Distribution *Hydrobiol.*, Turkey, 18: 13-20 (in Turkish), 1976.
10. Dumont, H. J. & De Ridder, M., Kratergöl, A Deep Hypersaline Crater Lake In The Steppic Zone Of Western Anatoila (Turkey), Subject To Occasional Limnometeorological Pertubations. *Hydrobiologia*, 82: 271-279, 1981.
11. Mann, A. K., Über Pelagische Copepoden Türkischer Seen (mit Berücksichtigung Des übrigen Planktons) *Int. Revue Ges. Hydrobiol. Hydrograph.* 40: 1-87, 1940.
12. Margaritora, F.G. & Cottarelli, V., Le Biocenosi Planctoniche Estive Del Lago Abant (turchia Asiatic, Regione Del Mal Nero). *Rendic. Accad. Lombardo Sci. Lett. Cl. Sci. B.* 104: 170-190, 1970.
13. Margaritora, F.G., Stella, E., & Mastrantuono, L., Contributo Allo Studio Della Fauna Ad Endomostraci Delle Acque Temporanee Della Turchia Asiatia. *Riv. Idrobiol.* 16: 151-172, 1977.
14. Dumont, H. J., & De Ridder, M., Rotifers from Turkey. *Hydrobiologia*, 147: 65-73, 1987.
15. Emir, N., A note four rotifer species new to Turkey, *Biol. Jb. Dodonaea*, 57: 78-80, 1989.
16. Emir, N., Some rotifers species from Turkey, *Turk. J. of Zool.* 15: 39-45, 1991.
17. Ustaoglu, M. R. & Balık, S., Zooplankton (metazoa) of the Karagöl (yamanlar, Izmir-TURKEY), *Biologia Gallo Helvetica*, 12: 273-281, 1986.
18. Ustaoglu, M. R. & Balık, S., Akgöl'ün (Selçuk-Izmir) Rotifer Faunası. Vi.. Ulusal Biyoloji Kongresi. Cilt II: 614-626, 1987.
19. Ustaoglu, M. R. & Balık, S., Kuş Gölü (Bandırma) Zooplanktonu X. Ulusal Biyoloji Kongresi 18-20 Temmuz 1990, Erzurum, 11-19, 1990 a.
20. Ustaoglu, M. R. & Balık, S., Zooplankton Of Lake Gebekirse (Izmir-TURKEY). *Rapp. Comm. Int. Mer. Médit.* 32: 74, 1990 b.
21. Altındağ, A. & Sözen, M., Seyfe (Kırşehir) Gölü Rotifera Faunasının Taksonomik Yönden İncelenmesi. *Doğa Tr. J. of Zoology*, 20: 221-230, 1996.
22. Altındağ, A. & Özkurt, Ş., A study on the zooplanktonic fauna of the dam lakes Kunduzlar and Çatören (Kırka-Eskişehir). *Doğa Tr. J. of Zoology*, 22: 323-331.
23. Lahn E., Türkiye Göllerinin Jeolojisi ve Jeomorfolojisi Hakkında Bir Etüd. M.T.A. Yayını No: 12, Seri B, Ankara, 1-87, 1948.
24. Munsuz, H. & Ünver, İ., Türkiye Suları. A. Ü. Ziraat Fak. Yayınları: 882, Ders Kitabı, 247, A. Ü. Basımevi, S. 1-247, Ankara, 1983.
25. Kolisko, R. M., Plankton Rotifers Biology and Taxonomy Biological Station. Lunz of The Austrian Academy of Science, Stuttgart, 1974, 974 p.
26. Koste, W., Die Radertiere Mitteleuropas I. Textband, Berlin, Stuttgart, 673 P, 1978.
27. Edmondson, W. T., *Freshwater Biology*, Second Edition, John Wiley Sons, Inc. London, Chapman & Hall Limited, 1248 P, 1959.
28. Ward, H. B. & Whipple, G. C., *Freshwater Biology*. John Wiley and Sons Inc. New York (Second Edition), 1945.