

Microstructure analysis of MCMgAl16Zn1 MCMgAl8Zn1 MCMgAl4Zn1 cast magnesium alloy

L.A. Dobrzański*, T. Tański, J. Domagała

Division of Materials Processing Technology and Computer Techniques in Materials Science, Institute of Engineering Materials and Biomaterials, Silesian University of Technology, Konarskiego St. 18a, 44-100 Gliwice, Poland

*Corresponding author. E-mail address: leszek.dobrzanski@polsl.pl

Received 03.07.2007; accepted in revised form 16.07.2007

Abstract

In this paper is presented the structure of the cast magnesium alloys as cast state. For investigations samples in shape of 250x150x25 mm plates were used. The structure has been study in the light microscope, scanning electron microscope equipped with an electron back scattering facility. The effects of the addition of Al on the microstructure were also studied. In the analysed alloys a structure of α solid solution and fragile phase β ($Mg_{17}Al_{12}$) occurred mainly on grain borders as well as eutectic and phase with Mn, Fe and Si. Investigation is carried out for the reason of chemical composition influence and precipitation processes influence to the structure of the magnesium cast alloys with different chemical composition.

Keywords: Manufacturing and processing; Investigations; Magnesium alloys; Microstructure

1. Introduction

The material selection is preceded by the analysis of many factors like: mechanical, design, environmental, urbanization, recycling, cost, availability, and weight related issues, which may change the existing conditions and emerge the needs resulting from the supplier-customer relation [1, 2, 5-8]. The strive to decrease the weight of products becomes an important challenge for designers and process engineers. The excessive weight verifies a significant extent the possibilities of employing particular material groups. Contemporary materials should possess high mechanical properties, physical and chemical, as well as technological ones, to ensure long and reliable use. The above requirements and expectations regarding the contemporary materials are met by the non-ferrous metals alloys used nowadays, including the magnesium alloys. Magnesium alloys and their

derivatives, alike materials from the lightweight family, characterize of low density and high strength in relation to their weight [1-4, 9-14]. Generally they are applied in motor industry and machine building, but they find application in a helicopter production, planes, disc scanners, a mobile telephony, computers, bicycle elements, household and office equipment, radio engineering and an air - navigation, in chemical, power, textile and nuclear industrial [15-16].

The goal of this paper is to present of the investigation results of the casting magnesium alloy in its as-cast state.

2. Experimental procedure

The investigations have been carried out on test pieces of MCMgAl16Zn1, MCMgAl8Zn, MCMgAl4Zn1 magnesium

alloys in as-cast made in cooperation with the Faculty of Metallurgy and Materials Engineering of the Technical University of Ostrava and the CKD Motory plant, Hradec Kralove in the Czech Republic. The chemical composition of the investigated materials is given in Table 1. A casting cycle of alloys has been carried out in an induction crucible furnace using a protective salt bath *Flux 12* equipped with two ceramic filters at the melting temperature of $750\pm 10^\circ\text{C}$, suitable for the manufactured material. In order to maintain a metallurgical purity of the melting metal, a refining with a neutral gas with the industrial name of *Emgesalem Flux 12* has been carried out. To improve the quality of a metal surface a protective layer *Alkon M62* has been applied. The material has been cast in dies with betonite binder because of its excellent sorption properties and shaped into plates of $250\times 150\times 25$ and cones $\text{O}42\times\text{O}56\times\text{h}120$ (Fig.1). The cast alloys have been heated in an electrical vacuum furnace *Classic 0816 Vak* in a protective argon atmosphere.

Table 1.
Chemical composition of investigation alloy

The mass concentration of main elements, %						
Al	Zn	Mn	Si	Fe	Mg	Rest
4,00	0,292	0,122	0,0280	0,0111	95,5	0,0469
7,98	0,532	0,198	0,0403	0,0096	91,2	0,0401
16,10	0,617	0,174	0,0468	0,0130	83,0	0,0492



Fig. 1. Shape of the casting samples

Metallographic examinations have been made on magnesium cast alloy specimens mounted in thermohardening resins. The observations of the investigated materials structure were made on the transverse metallographic microsections using the light microscope LEICA MEF4A.

The X-ray quantitative analyses of the investigated alloy were carried out on the transverse microsections on the Philips scanning microscope with the EDS energy dispersive radiation spectrometer at the accelerating voltage of 20 kV.

3. Discussion of experimental results

As a result of metallographic investigations made on the light and scanning microscopes it has been confirmed that the magnesium cast alloys MCMgAl16Zn1 , MCMgAl8Zn1 and MCMgAl4Zn1 in the cast state are characterized by a microstructure of the solid solution α constituting the alloy matrix as well as the $\beta - \text{Mg}_{17}\text{Al}_{12}$ discontinuous intermetallic phase in

the forms of plates located mostly at grain boundaries. Moreover, in the vicinity of the β intermetallic phase precipitations the presence of the needle eutectics ($\alpha + \beta$) has been revealed (Fig. 2, 3). In the structure of the examined magnesium cast alloys one can observe, apart from $\text{Mg}_{17}\text{Al}_{12}$ precipitations, turning grey phases (Mg_2Si), characterized by angular contour with smooth edges in the shape of hexahedrons (Fig. 2b) and phase with the distinct aluminium, manganese, iron and silicon concentrations – AlMnFe (Fig. 4, 6).




Fig. 2. Microstructure alloys: a) MCMgAl16Zn1 , b) MCMgAl8Zn1 , MCMgAl4Zn1

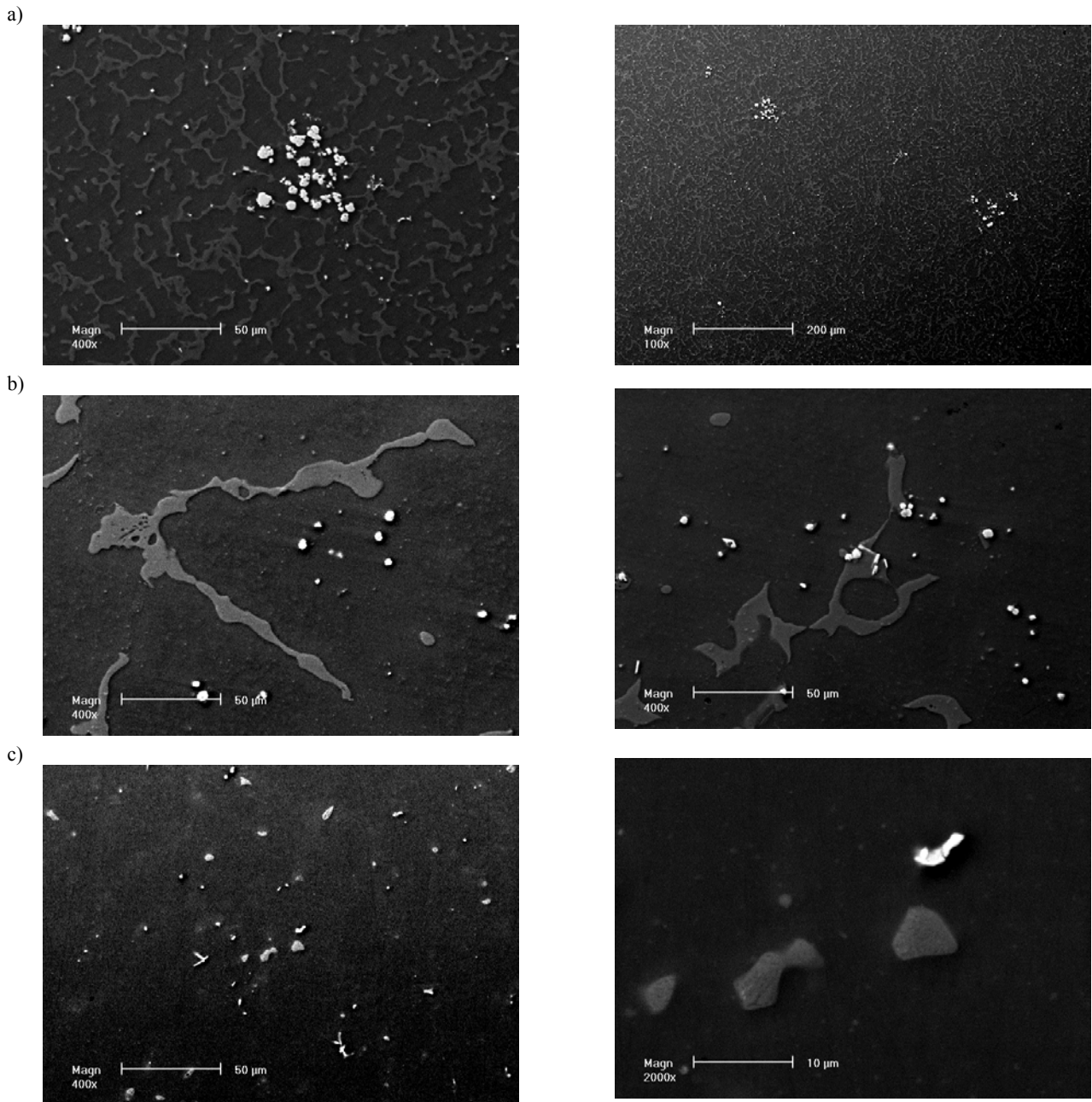
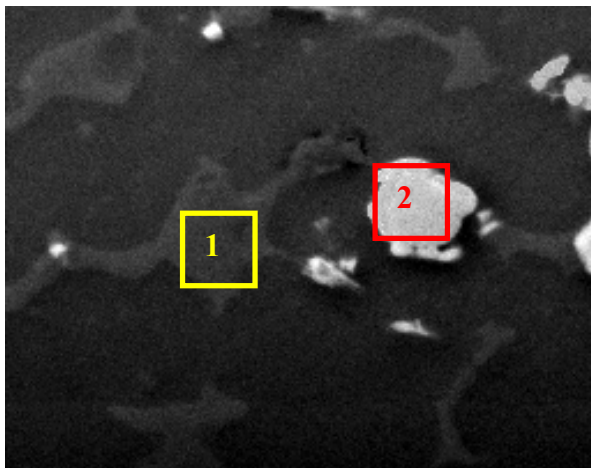


Fig. 3. Microstructure alloys: a) MCMgAl16Zn1, b) MCMgAl8Zn1, MCMgAl4Zn1


As a result of the surface decomposition of elements and the x-ray, quantitative micro analysis made using the EDS energy dispersive radiation spectrometer, the presence of the main alloy additions Mg, Al, Mn, Zn and also Fe and Si included in the magnesium cast alloys in as-cast has been confirmed (Fig. 4-6).

The information about a mass and atom concentration of particular elements in the pointwise examined micro locations of matrix and precipitations (Fig. 5, 6). The chemical analysis of the surface element decomposition and the quantitative micro

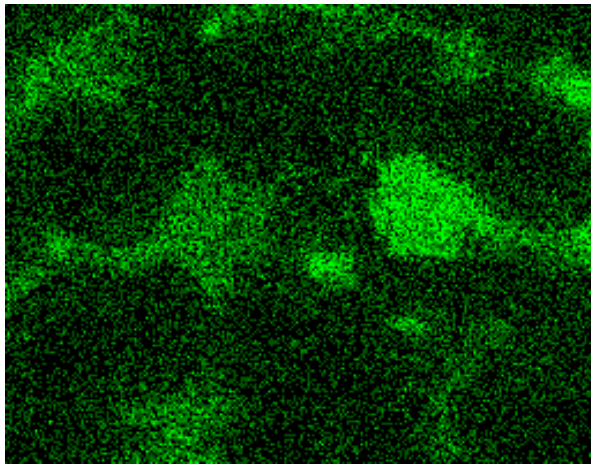
analysis made on the transverse microsections of the magnesium alloys using the EDS system have also confirmed the evident concentrations of magnesium, silicon, aluminium, manganese and iron what suggests the occurrence of precipitations containing Mg and Si with angular contours in the alloy structure as well as phases with high Mn and Al concentrations that are irregular with a non plain surface, often occurring in the forms of blocks or needles (Fig. 4-6).



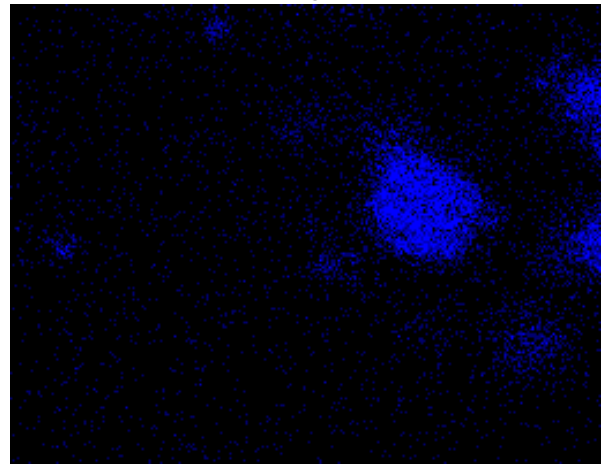
A




Mg




Al



Mn



Fe



Zn

Fig. 4. The area analysis of chemical elements alloy MCMgAl16Zn1 without heat treatment: image of secondary electrons (A) and maps of elements' distribution

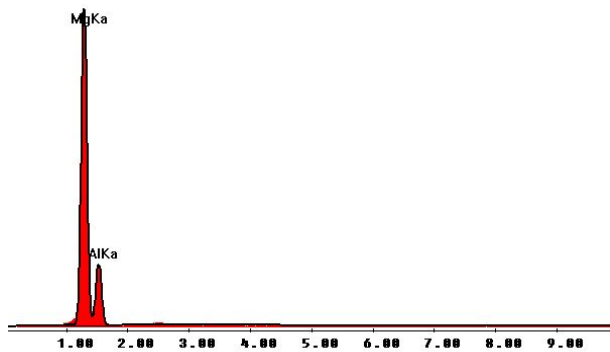


Fig. 5. Spectrum of the pointwise chemical composition analysis point 1 from Fig 4

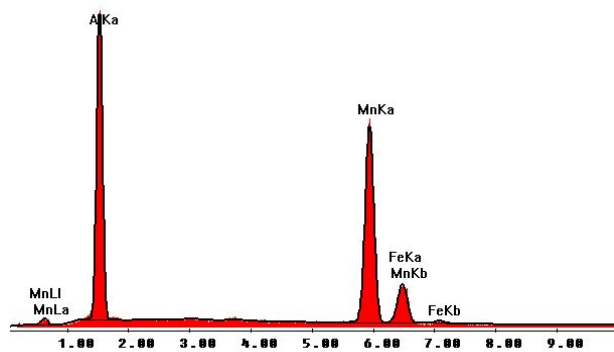


Fig. 6. Spectrum of the pointwise chemical composition analysis point 2 from Fig 4

4. Summary

The results of the metallographic examinations confirm the fact that the magnesium cast alloy MCMgAl16Zn1, mcmGaL8Zn1 and MCMgAl4Zn1 is characterized by a microstructure of the solid solution α as well as the β – Mg₁₇Al₁₂ discontinuous intermetallic phase located mostly at grain boundaries. Moreover, in the vicinity of the β intermetallic phase precipitations the presence of the needle eutectics ($\alpha + \beta$) has been revealed (Fig. 2, 3). The chemical analysis of the surface element decomposition and the quantitative micro analysis made on the transverse microsections have also confirmed the evident concentrations of magnesium, silicon, aluminium, manganese and iron what suggests the occurrence of precipitations containing Mg and Si with angular contours, as well as phases with high Mn and Al concentrations that are irregular, with a non plain surface, often occurring in the forms of blocks or needles (Fig. 4-6).

Acknowledgments

This scientific work is fragmentary financed within the framework of scientific financial resources in the period 2007-2008 as a research and development project R15 0702 headed by Prof. L.A. Dobrzański

References

[1] ASM Specialty Handbook. Magnesium and Magnesium Alloys, ed. Avedesian, ASM International, The Materials Information Society, USA 1999.
 [2] H. Baker: ASM Specialty Handbook. Magnesium and Magnesium Alloys, ed. Avedesian, ASM International, The Materials Information Society, USA 1999.
 [3] A. Oniszczyk, S. Rządowski: Influence of die casting parameters on the Microstructure of AZ91 alloy casts into die mould, Archives of Foundry Engineering, vol 6, 21(1/2), pp. 287-296, III International Conference – ‘Quality and

innovation on the production process – Quality 2006”, Kraków 2006.
 [4] H. Friedrich, S. Schumann: Research for a ”New age of magnesium in the automotive industry”, Journal of Materials Processing Technology, 117 (2001), pp. 276-281.
 [5] L.A. Dobrzański, T. Tański, L. Čížek, J. Domagała: Microstructure of magnesium cast alloys Mg – Al, Archives of Foundry Engineering, vol 6, 21(1/2), pp. 133-141, III International Conference – ‘Quality and Innovation on the Production Process – Quality 2006”, Kraków 2006.
 [6] L.A. Dobrzański, T. Tański, L. Čížek: Microstructure and mechanical properties of magnesium cast alloys Mg – Al, Archives of Foundry Engineering, vol 6, 22, pp. 614-619, International Conference – “Solidification and Metal Crystallization” 2006, Sielpia/Kielce 2006.
 [7] T. Tański, L.A. Dobrzański, L. Čížek: Influence of heat treatment on structure and properties of the cast magnesium alloys, Journal of Advanced Materials Research 15-17 (2007), pp. 491-496.
 [8] L.A. Dobrzański, T. Tański, L. Čížek: Microstructure of MCMgAl12Zn1 magnesium alloy, Archives of Foundry Engineering, Vol.7, 1 (2007), pp. 179-182
 [9] M. Yong, A. Clegg: Process optimisation for a squeeze cast magnesium alloy, Journal of Materials Processing Technology, 145 (2004), pp. 134-141.
 [10] K. Iwanaga, H. Tashiro, H. Okamoto, K. Shimizu: Improvement of formability from room temperature to warm temperature in AZ31 magnesium alloy, Journal of Materials Processing Technology, 155–156 (2004), pp. 1313-1316.
 [11] Zyska, Z. Konopka, M. Łagiewka, A. Bober, S. Nocuń: Modification of AlZn5Mg alloy, Archives of Foundry Engineering, vol 6, 22, pp. 582-589, International Conference – “Solidification and Metal Crystallization” 2006, Sielpia/Kielce 2006.
 [12] B.L. Mordike, T. Ebert: Magnesium. Properties-applications-potential, Materials Science and Engineering nr A302, Journal of Materials Processing Technology, 117 (2001), pp. 37-45.
 [13] A. Kielbus: Structure and mechanical properties of casting MSR-B magnesium alloy, Journal of Achievements in

- Mechanical and Materials Engineering, 18 (2006), pp. 131-134.
- [14] N.V. Ravi Kumar, J.J. Blandin, C. Desrayaud, F. Montheillet, M. Suéry: Grain refinement in AZ91 magnesium alloy during thermomechanical processing, *Materials and Engineering*, A359 (2003), pp. 150-157.
- [15] X. Ming-Xu, Z. Hong-Xing, Y. Sen, L. Jian-Guo: Recrystallization of preformed AZ91D magnesium alloys in the semisolid state, *Materials and Design*, 26 (2005), pp. 343-349.
- [16] L. Čížek, J. Hubáčková, I. Juřička, T. Taňski, S. Król: Influence of temperature and methods of preparation on structure and mechanical properties of alloys Mg-Al with graduated aluminium contents, 10th International Research/Expert Conference, "Trends in the Development of Machinery and Associated Technology", TMT 2006, Barcelona-Lloret de Mar, Spain, 2006, pp. 309-312.